

# **TW** Nexus N.A.



# **ITW** Nexus N.A.

Welcome to the exciting world of ITW Nexus N.A. (North America). In these pages you will find our latest innovations in buckles and closures. Having patented the world's first Side Release buckle over 25 years ago, ITW Nexus has a rich history in providing cutting edge component solutions.

Today ITW Nexus N.A. is focused on providing products and solutions that are faster to assemble and easier for the retail customer to use. Stay current with our ever-changing product line or order samples of any of our products at **[www.itwnexus.com](http://www.itwnexus.com)**.



**ITW Nexus N.A.**  
195 Algonquin Road  
Des Plaines, Illinois 60016

Has been certified by  
**EAGLE Registration, Inc.**  
to

**ISO 9001:2000**

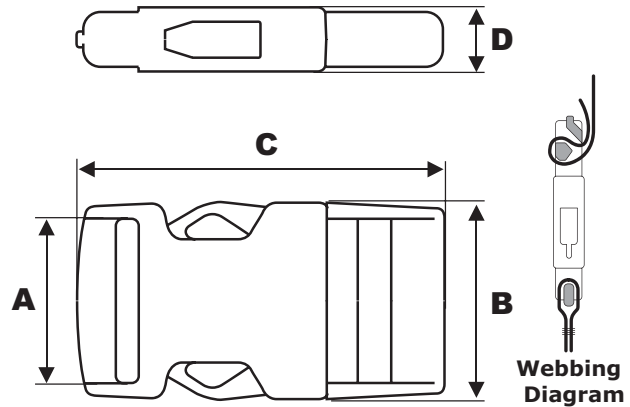


**It is the responsibility of the customer to determine the suitability of any ITW Nexus product in their particular application.**

## Table of Contents

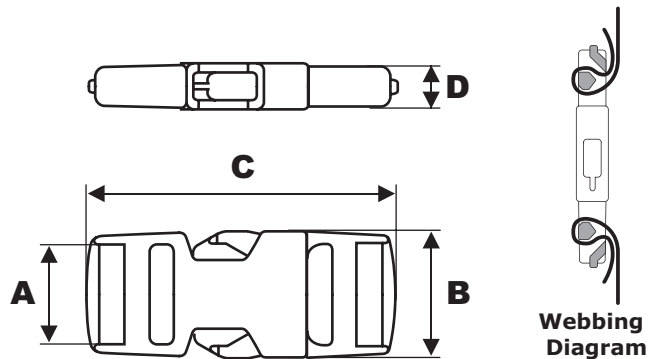
Side Release Buckles	2
Cam Buckles	11
Specialty Buckles	13
Ladderlocs	19
Tri-Glides	24
Snaphooks & D-Rings	28
Looplocs	34
Cordlocs	36
Cord Products	40
Lanyard Product	48
Specialty Hardware	50
Sewn Products	54
Material Descripton	56
Material Encode Description	57

# Side Release Buckles



## SR (Side Release)

Size		Part Number	Dimensions (in)				Made in
(in)	(mm)		A	B	C	D	
5/8	16	101-0063	0.65	0.85	1.70	0.29	USA
3/4	20	101-0075	0.75	0.96	2.16	0.33	USA
1	25	101-0100	0.98	1.26	2.76	0.46	USA
1 1/2	40	101-0150	1.50	1.68	2.94	0.58	USA
2	50	101-0200	2.02	2.31	3.27	0.65	USA

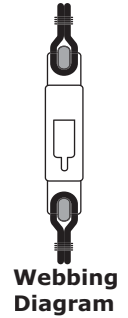
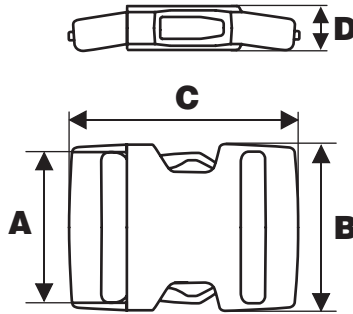


## SR Dual Adjust (Dual Side Release)

Size		Part Number	Dimensions (in)				Made in
(in)	(mm)		A	B	C	D	
1	25	101-1100	0.98	1.26	3.06	0.46	USA
1 1/2	40	101-1150	1.50	1.69	3.38	0.58	USA
2	50	101-1200	2.00	2.31	3.70	0.65	USA

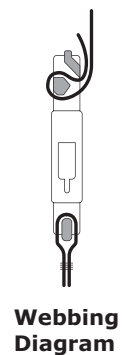
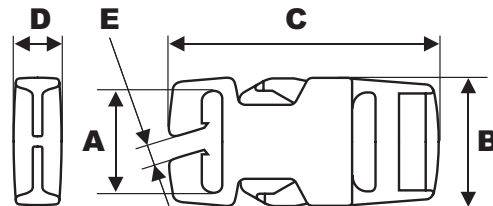
Samples available at [www.itwnexus.com](http://www.itwnexus.com)

# Side Release Buckles



**SR 2 1/4**  
(2 1/4" Side Release)

Size		Part Number	Dimensions (in)				Made in
(in)	(mm)		A	B	C	D	
2 1/4	60	101-1225	2.35	2.62	3.50	0.65	USA

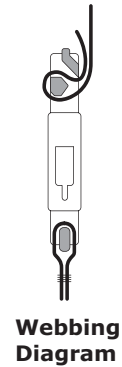
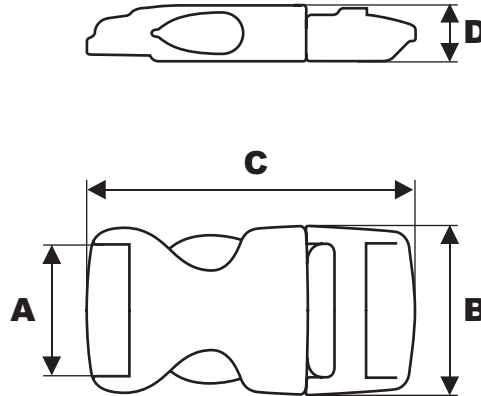


**Split Bar SR-1**  
(Field Replaceable Side Release Buckle)

Size		Part Number	Dimensions (in)					Made in
(in)	(mm)		A	B	C	D	E	
1	25	101-3100	0.98	1.26	2.72	0.46	0.21	USA
1 1/2	40	101-3150	1.48	1.68	2.94	0.57	0.18	USA

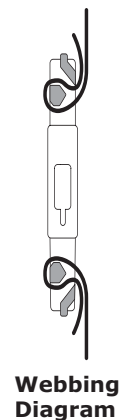
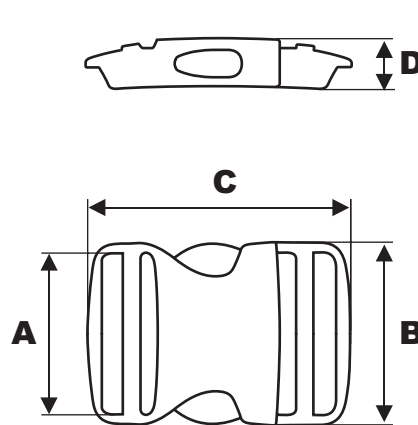
Samples available at [www.itwnexus.com](http://www.itwnexus.com)

# Side Release Buckles



**TSR**  
(Trovato Side Release)

Size		Part Number	Dimensions (in)				Made in
(in)	(mm)		A	B	C	D	
3/4	20	150-0075	0.76	0.96	2.01	0.31	USA
1	25	150-0100	1.00	1.30	2.52	0.44	USA
1 1/2	40	150-0150	1.49	1.73	2.72	0.61	USA
2	50	150-0200	1.99	2.28	3.23	0.67	USA

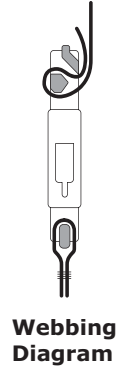
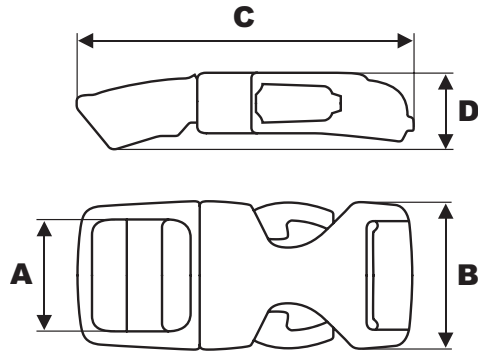


**TSR Dual Adjust**  
(Trovato Side Release)

Size		Part Number	Dimensions (in)				Made in
(in)	(mm)		A	B	C	D	
1 1/2	40	150-1150	1.56	1.83	2.70	0.57	USA
2	50	150-1200	1.98	2.31	3.50	0.67	USA

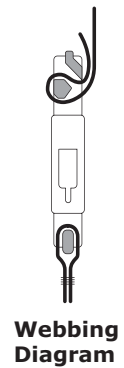
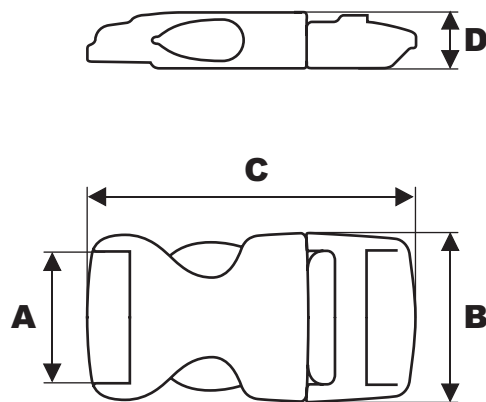
Samples available at [www.itwnexus.com](http://www.itwnexus.com)

# Side Release Buckles



**TSK**  
(Trovato Shockloc)

Size		Part Number	Dimensions (in)				Made in
(in)	(mm)		A	B	C	D	
5/8	16	150-3063	0.61	0.83	1.85	0.35	USA

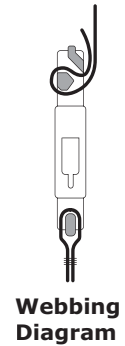
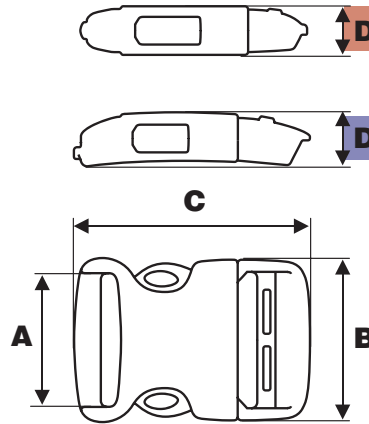


**TTF-100**  
(Trovato Type 5)

Size		Part Number	Dimensions (in)				Made in
(in)	(mm)		A	B	C	D	
1	25	150-5100	1.00	1.26	2.64	0.51	USA

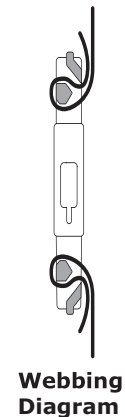
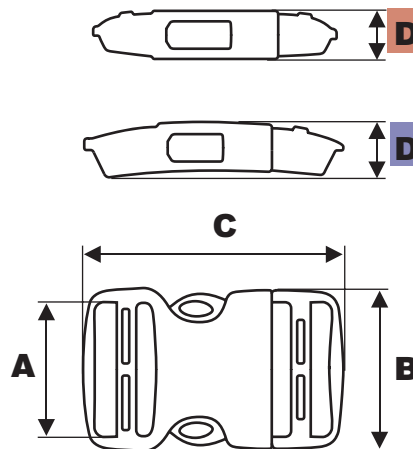
Samples available at [www.itwnexus.com](http://www.itwnexus.com)

# Side Release Buckles



## WSR (World Side Release)

Size		Part Number		Dimensions (in)				Made in
(in)	(mm)	Body	Latch	A	B	C	D	
3/4	20	520-0000	520-1100	0.78	1.02	1.88	0.37	Asia
1	25	525-0000	525-1100	1.02	1.30	2.17	0.47	Asia
1 1/2	40	540-0000	540-1100	1.56	1.83	2.70	0.57	Asia
2	50	550-0000	550-1100	2.02	2.30	3.05	0.71	Asia



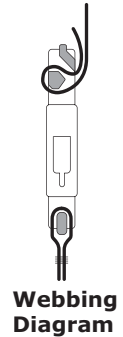
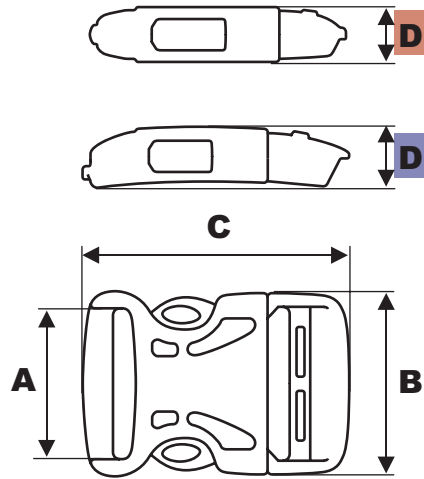
## WSR Dual (World Side Release Dual Adjust)

Size		Part Number		Dimensions (in)				Made in
(in)	(mm)	Body	Latch	A	B	C	D	
3/4	20	520-0100	520-1100	0.77	1.02	2.05	0.38	Asia
1	25	525-0100	525-1100	1.02	1.30	2.36	0.47	Asia
1 1/2	40	540-0100	540-1100	1.56	1.83	3.01	0.57	Asia
2	50	550-0100	550-1100	2.02	2.30	3.31	0.71	Asia

Samples available at [www.itwnexus.com](http://www.itwnexus.com)

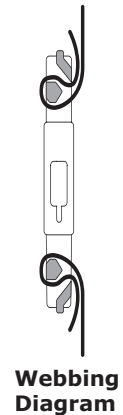
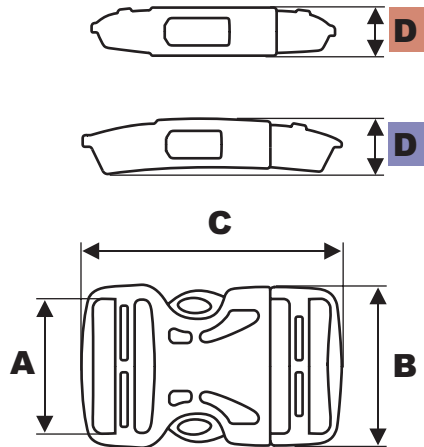


# Side Release Buckles



## Airloc

Size		Part Number		Dimensions (in)				Made in
(in)	(mm)	Body	Latch	A	B	C	D	
3/4	20	520-2000	520-1100	0.78	1.02	1.88	0.37	Asia
1	25	525-2000	525-1100	1.02	1.30	2.17	0.47	Asia
1 1/2	40	540-2000	540-1100	1.56	1.83	2.70	0.57	Asia
2	50	550-2000	550-1100	2.02	2.30	3.05	0.71	Asia

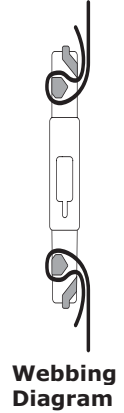
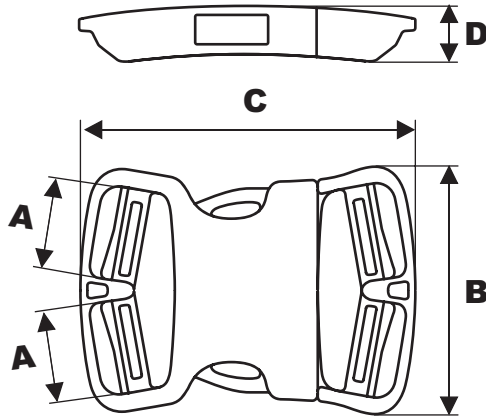


## Airloc Dual Adjust

Size		Part Number		Dimensions (in)				Made in
(in)	(mm)	Body	Latch	A	B	C	D	
3/4	20	520-2100	520-1100	0.77	1.02	2.05	0.38	Asia
1	25	525-2100	525-1100	1.02	1.30	2.36	0.47	Asia
1 1/2	40	540-2100	540-1100	1.56	1.83	3.01	0.57	Asia
2	50	550-2100	550-1100	2.02	2.30	3.31	0.71	Asia

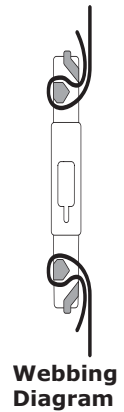
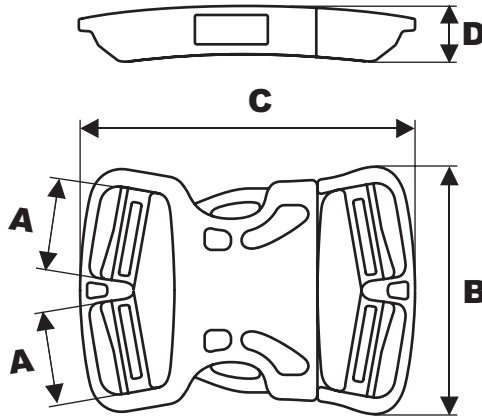
Samples available at [www.itwnexus.com](http://www.itwnexus.com)

# Side Release Buckles



## WSR Quad

Size		Part Number		Dimensions (in)				Made in
(in)	(mm)	Body	Latch	A	B	C	D	
1	25	551-0200	551-1200	1.02	2.50	3.58	0.62	Asia

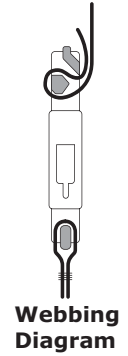
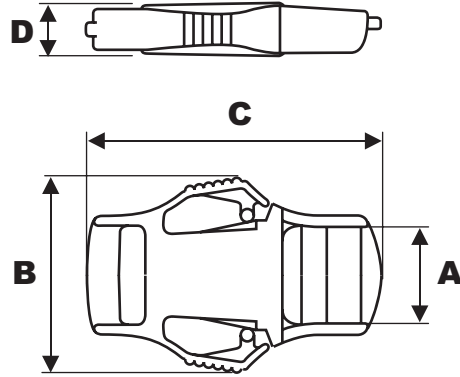


## Airloc Quad

Size		Part Number		Dimensions (in)				Made in
(in)	(mm)	Body	Latch	A	B	C	D	
1	25	551-2200	551-1200	1.02	2.50	3.58	0.62	Asia

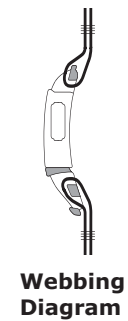
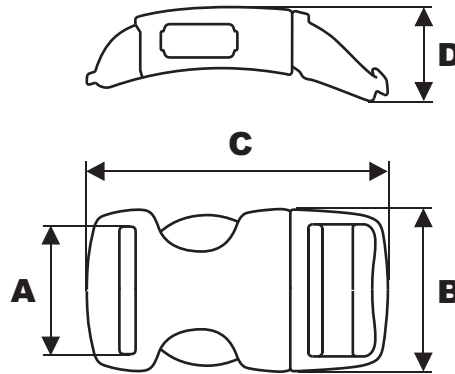
Samples available at [www.itwnexus.com](http://www.itwnexus.com)

# Side Release Buckles



## WGSR (Wide Guard Side Release)

Size		Part Number	Dimensions (in)				Made in
(in)	(mm)		A	B	C	D	
3/4	20	118-2075	0.77	1.46	2.28	0.38	USA

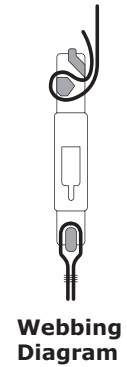
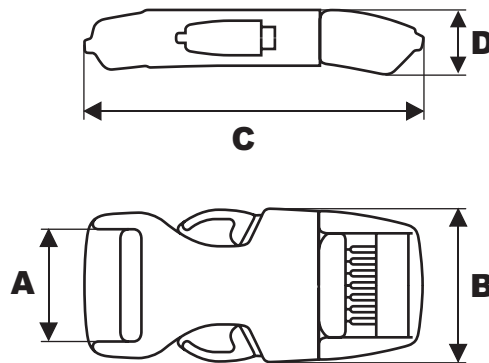


## Contoured Series

Size		Part Number	Dimensions (in)				Made in
(in)	(mm)		A	B	C	D	
5/8	16	128-1160	0.68	0.89	1.75	0.53	Canada
3/4	20	128-1200	0.80	1.02	2.01	0.55	Canada
1	25	128-1250	1.06	1.34	2.48	0.71	Canada

Samples available at [www.itwnexus.com](http://www.itwnexus.com)

# Side Release Buckles

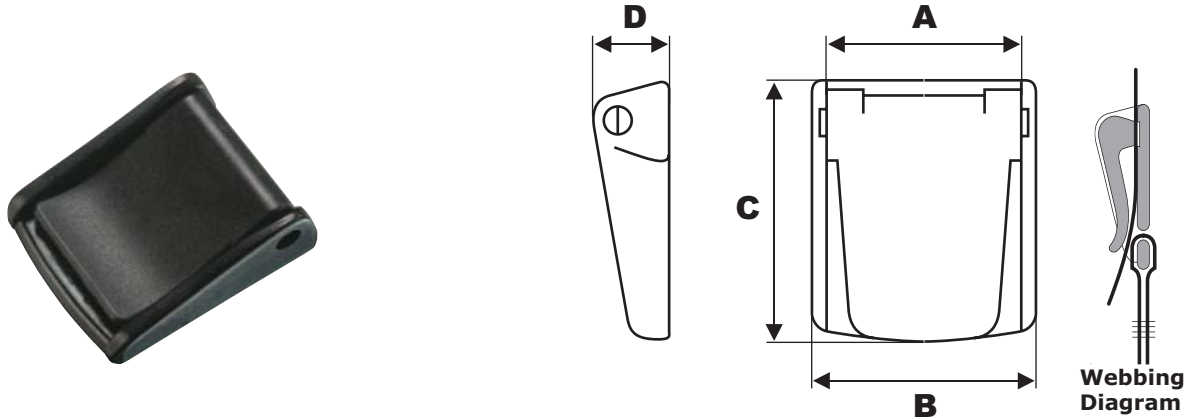


## Shockloc

Size		Part Number		Dimensions (in)				Made in
(in)	(mm)	Body	Latch	A	B	C	D	
5/8	16	815-0008	815-0009	0.67	0.95	2.14	0.40	USA

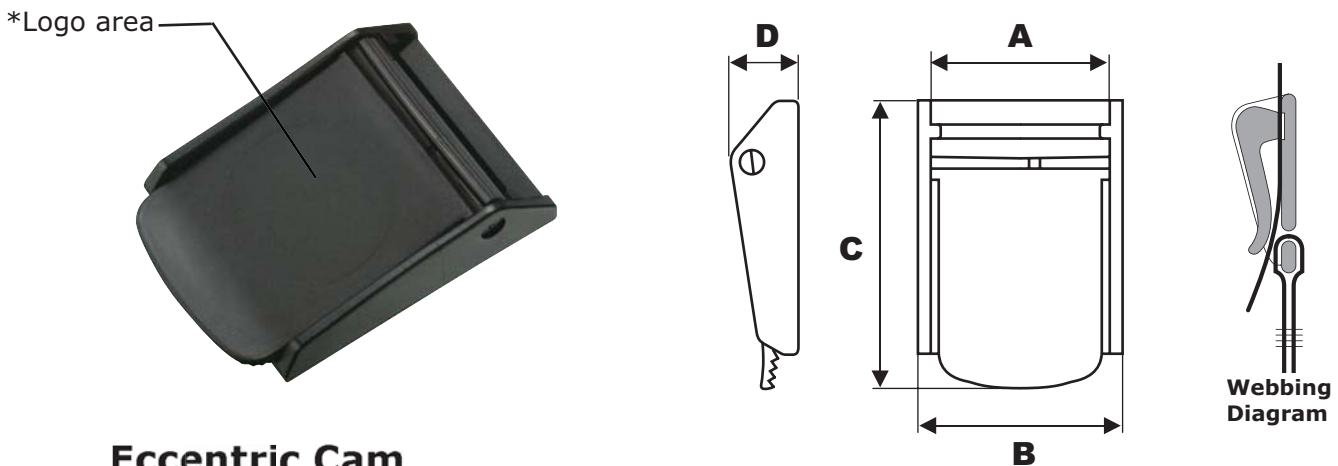
Samples available at [www.itwnexus.com](http://www.itwnexus.com)

# Cam Buckles



## Standard Cam

Size		Part Number	Dimensions (in)				Made in
(in)	(mm)		A	B	C	D	
1/2	15	100-0315	0.59	0.79	1.06	0.47	Europe
3/4	20	100-0320	0.77	1.00	1.26	0.49	Europe
1	25	100-0325	1.00	1.26	1.57	0.53	Europe
1 1/2	40	100-0340	1.61	1.91	2.76	0.83	Europe
2	50	100-0350	2.01	2.34	2.76	0.83	Europe



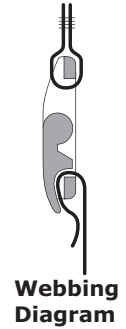
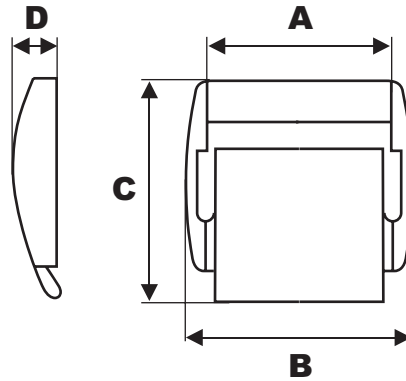
## Eccentric Cam

\*logo can be added to buckle face. Contact ITW Nexus for details

Size		Part Number	Dimensions (in)				Made in
(in)	(mm)		A	B	C	D	
2	50	127-3200	1.99	2.31	3.25	0.74	USA

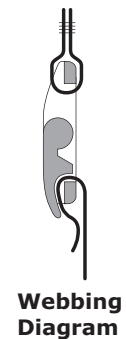
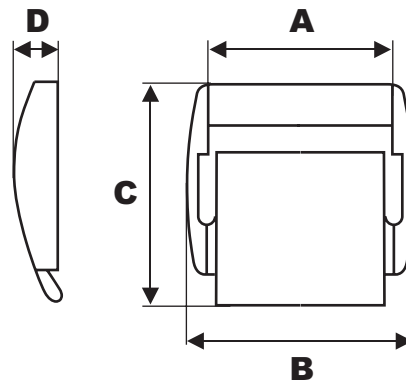
Samples available at [www.itwnexus.com](http://www.itwnexus.com)

# Cam Buckles



## Low Profile Cam

Size		Part Number	Dimensions (in)				Made in
(in)	(mm)		A	B	C	D	
3/4	20	100-0820	0.79	1.00	0.93	0.25	Europe
1	25	100-0825	1.02	1.22	0.98	0.26	Europe

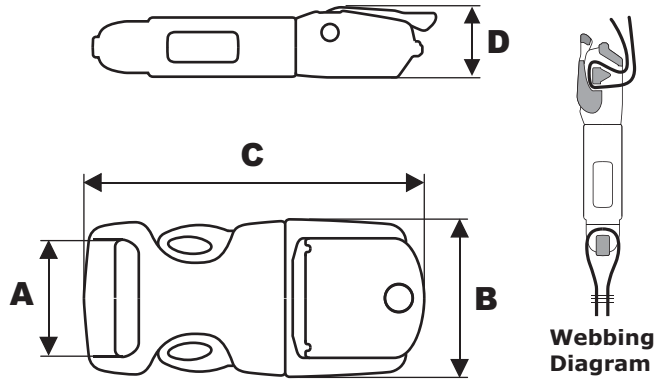


## Large Low Profile Cam

Size		Part Number	Dimensions (in)				Made in
(in)	(mm)		A	B	C	D	
1	25	100-0327	0.98	1.17	1.62	0.31	Europe

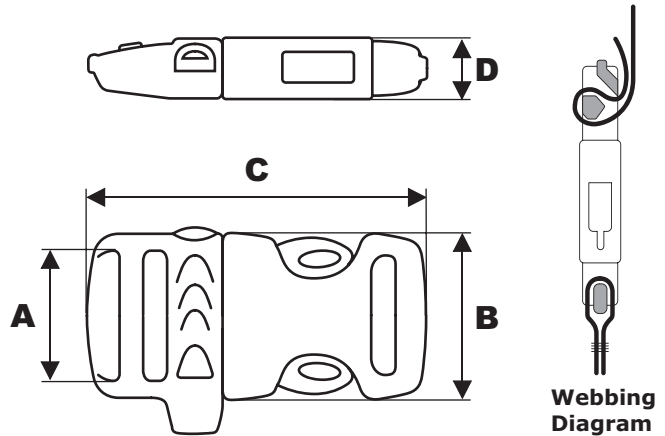
Samples available at [www.itwnexus.com](http://www.itwnexus.com)

# Specialty Buckles



## WSR Latch Cam

Size		Part Number		Dimensions (in)				Made in
(in)	(mm)	Standard Body	Latch Cam	A (2 pl)	B	C	D	
3/4	20	520-0000	520-1700	0.80	1.03	2.23	.433	Asia



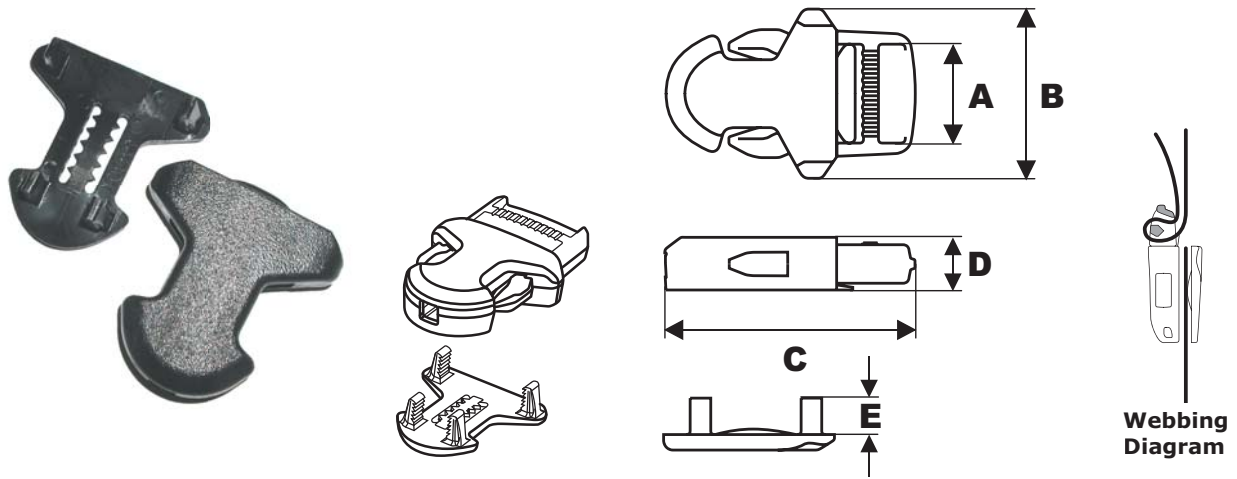
## WSR Whistleloc

Size		Part Number		Dimensions (in)				Made in
(in)	(mm)	Standard Body	Whistle Latch	A	B	C	D	
3/4	20	520-0000	*520-1500	0.79	1.02	2.18	0.38	Asia

\* Available in Orange or Gray

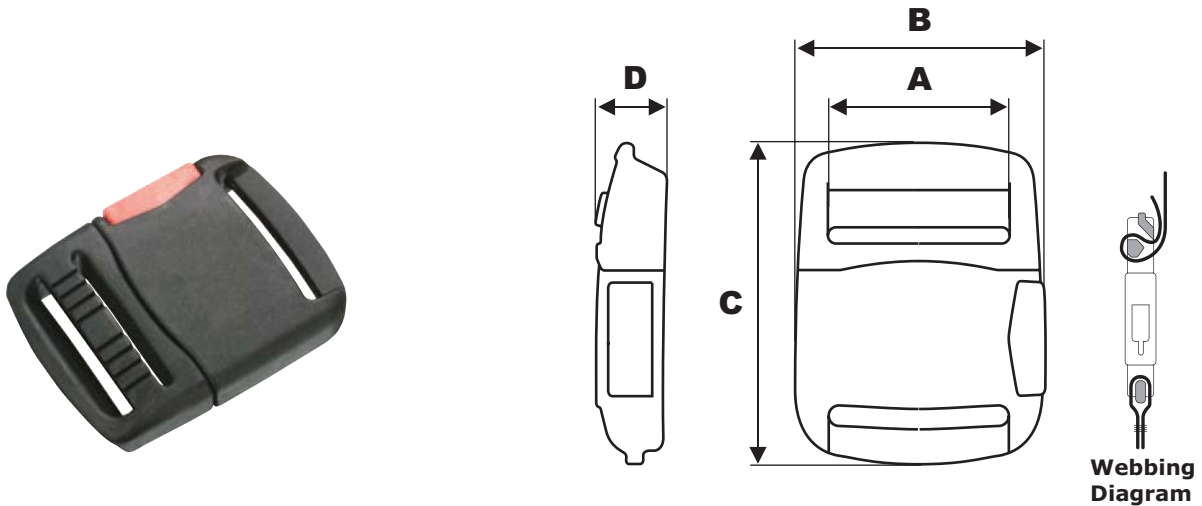
Samples available at [www.itwnexus.com](http://www.itwnexus.com)

# Specialty Buckles



## GT Surface Mount

Size		Part Number			Dimensions (in)					Made in
(in)	(mm)	Surface Mount Body	Surface Mount Back-plate	GTSR-1 Latch	A	B	C	D	E	
1	25	810-1059	810-1060	810-1058	1.03	1.68	2.50	0.52	0.35	USA



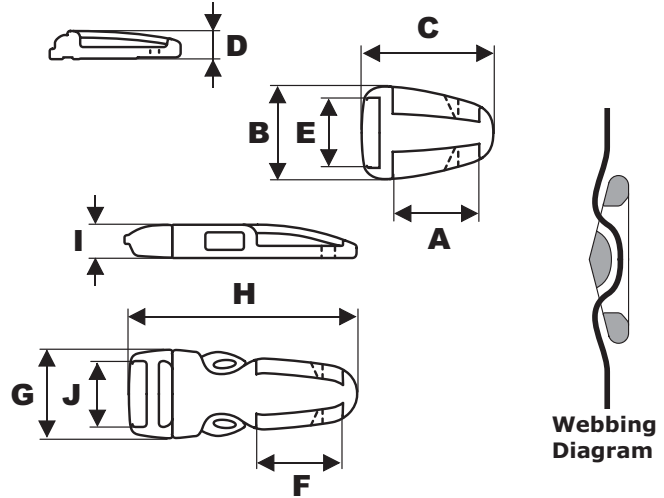
## SS-40

Size		Part Number	Dimensions (in)				Made in
(in)	(mm)		A	B	C	D	
1 1/2	40	103-0040	1.65	2.24	2.89	0.65	Europe

Samples available at [www.itwnexus.com](http://www.itwnexus.com)



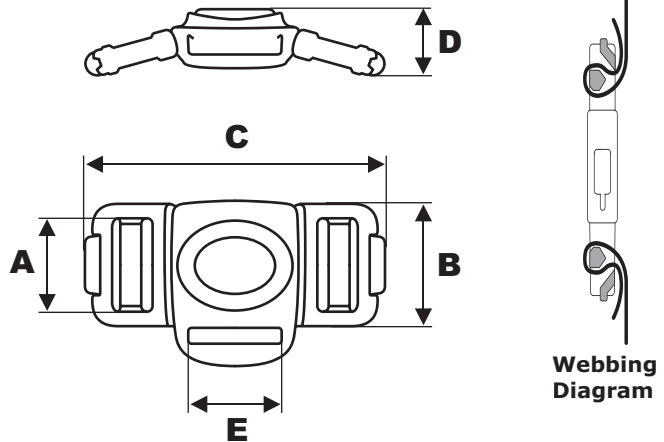
# Specialty Buckles



## WSR T-Glide & T-Loc Sternum Strap Buckles

Size		T-Glide		Dimensions (in)					Made in
(in)	(mm)	Part Number		A	B	C	D	E	
3/4 x 1	20x25	Standard	644-2025	1.01	1.06	1.53	0.31	0.80	Asia
3/4 x 1	20x25	Removeable	645-2025	1.01	1.06	1.53	0.31	0.80	Asia
3/4 x 3/4	20x20	Removeable	644-2020	0.80	1.01	1.33	0.31	0.80	Asia

Size		T-Lok		Dimensions (in)					Made in
(in)	(mm)	Part Number		F	G	H	I	J	
3/4 x 1	20x25	Standard	520-0200	1.01	1.02	2.72	0.39	0.79	Asia
3/4 x 1	20x25	Removeable	520-0500	1.01	1.02	2.72	0.39	0.79	Asia
3/4 x 3/4	20x20	Removeable	520-0400	0.80	1.02	2.50	0.38	0.79	Asia

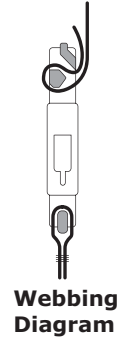
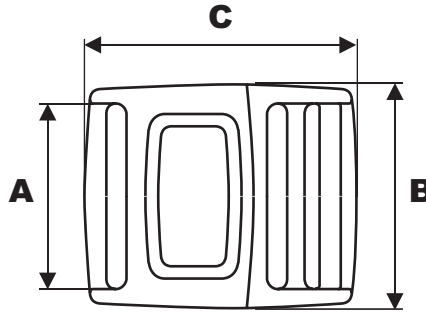


## CSL-3 (Contoured Spring Lock)

Size		Part Number	Dimensions (in)					Made in
(in)	(mm)		A	B	C	D	E	
1	25	153-3550	1.02	1.34	3.43	0.70	1.02	Asia

Samples available at [www.itwnexus.com](http://www.itwnexus.com)

# Specialty Buckles

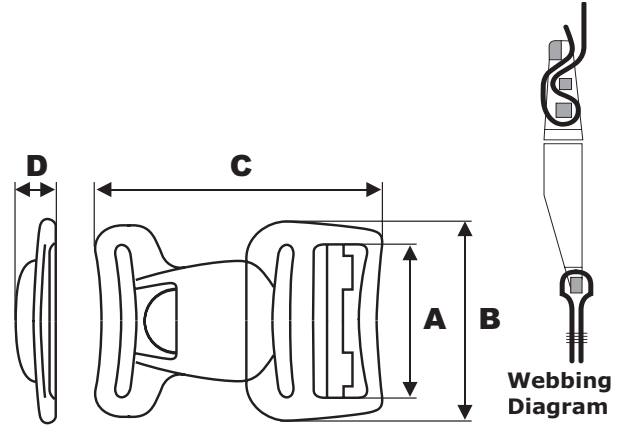


## LPCR (Low Profile Center Release)

Size		Part Number	Dimensions (in)				Made in
(in)	(mm)		A	B	C	D	
3/8	10	102-0038	0.43	0.65	0.85	0.12	USA
3/4	20	102-3075	0.74	0.92	1.12	0.19	USA

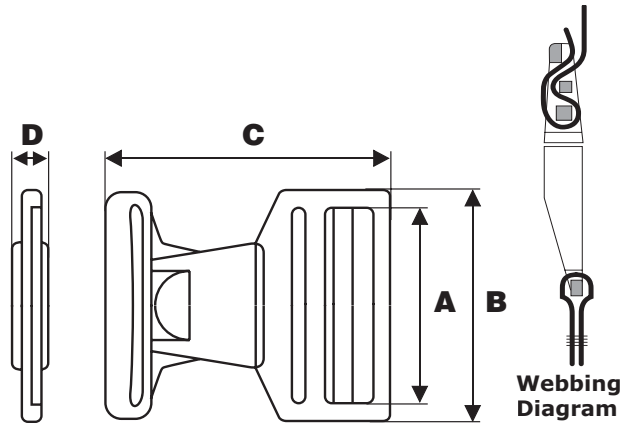
Samples available at [www.itwnexus.com](http://www.itwnexus.com)

# Specialty Buckles



**SF-1 1/2**  
(Suspender Fastener)

Size		Part Number	Dimensions (in)				Made in
(in)	(mm)		A	B	C	D	
1 1/2	40	100-4040	1.61	2.09	2.95	0.39	Europe

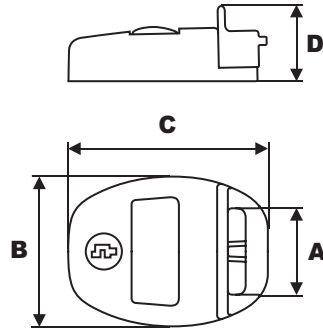


**SF-2**  
(Suspender Fastener)

Size		Part Number		Dimensions (in)				Made in
(in)	(mm)	Body	Latch	A	B	C	D	
2	50	811-2005	811-2006	2.00	2.38	3.06	0.38	USA

Samples available at [www.itwnexus.com](http://www.itwnexus.com)

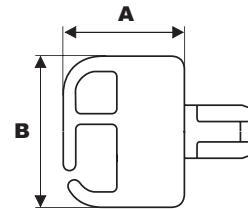
# Specialty Buckles



Webbing Diagram

**LCR (Locking Center Release)**  
 (#4 round head screws are recommended for mounting)

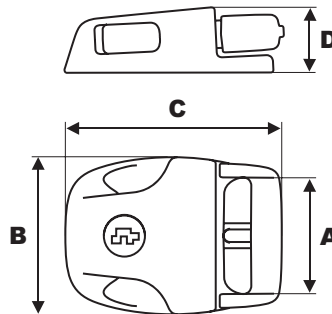
Size		Part Number		Dimensions (in)				Made in
(in)	(mm)	Body	Latch	A	B	C	D	
1	25	812-5009	812-5012	1.06	1.81	2.44	0.94	USA



**Locking Buckle Key**

Part Number	Dimensions (in)		Made in
	A	B	
602-0003	0.98	0.75	USA

\*Logo area



Webbing Diagram

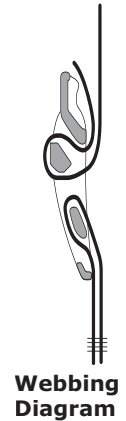
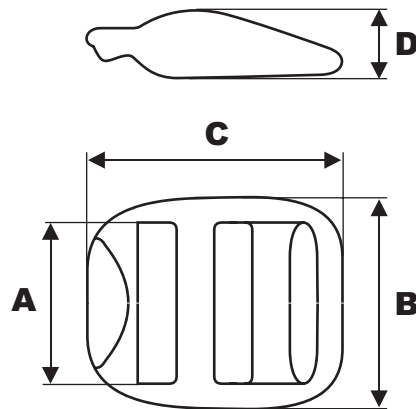
**LSR II (Locking Side Release)**  
 (#4 round head screws are recommended for mounting)

Size		Part Number		Dimensions (in)				Made in
(in)	(mm)	Body	Latch	A	B	C	D	
1	25	812-5018	812-5019	1.07	1.53	2.00	0.58	USA

\*logo can be added to buckle face. Contact ITW Nexus for details

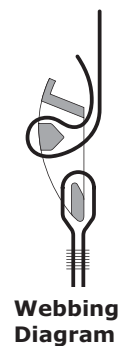
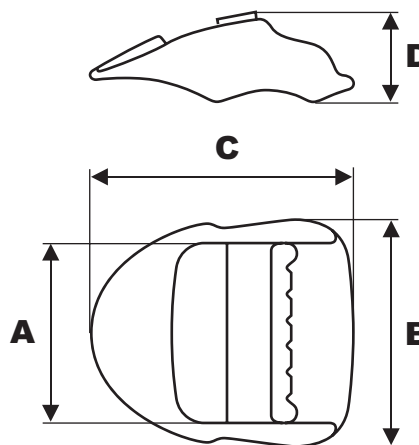
Samples available at [www.itwnexus.com](http://www.itwnexus.com)

# Ladderlocs



## TLL (Trovato Ladderloc)

Size		Part Number	Dimensions (in)				Made in
(in)	(mm)		A	B	C	D	
3/4	20	154-0075	0.75	1.03	1.50	0.34	USA
1	25	154-0100	1.00	1.29	1.57	0.38	USA
1 1/2	40	154-0150	1.50	1.83	1.79	0.39	USA

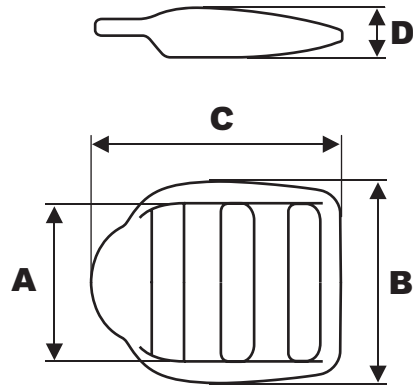


## Mako Ladderloc

Size		Part Number	Dimensions (in)				Made in
(in)	(mm)		A	B	C	D	
3/4	20	154-2020	0.79	1.05	1.34	0.39	Asia
1	25	154-2025	1.00	1.27	1.48	0.45	Asia

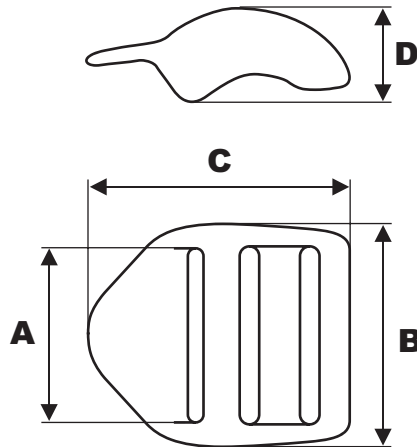
Samples available at [www.itwnexus.com](http://www.itwnexus.com)

# Ladderlocs



## Standard Ladderloc

Size		Part Number	Dimensions (in)				Made in
(in)	(mm)		A	B	C	D	
1	25	104-0100	1.00	1.28	1.60	0.30	USA



## Contoured Superloc

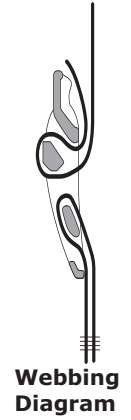
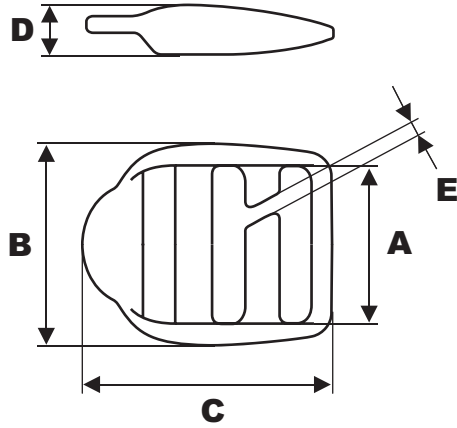
Size		Part Number	Dimensions (in)				Made in
(in)	(mm)		A	B	C	D	
2	50	104-2200	1.98	2.46	3.13	0.98	Europe

## Standard Superloc

Size		Part Number	Dimensions (in)				Made in
(in)	(mm)		A	B	C	D	
1	25	104-1100	0.98	1.35	1.96	0.41	USA

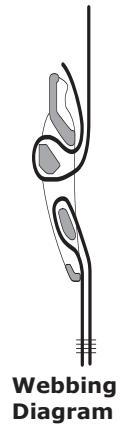
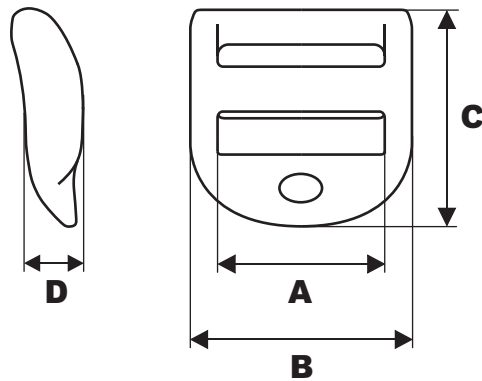
Samples available at [www.itwnexus.com](http://www.itwnexus.com)

# Ladderlocs



**Split Bar Ladderloc  
(Field Replaceable)**

Size		Part Number	Dimensions (in)					Made in
(in)	(mm)		A	B	C	D	E	
1	25	104-3100	0.98	1.28	1.59	0.29	0.08	USA

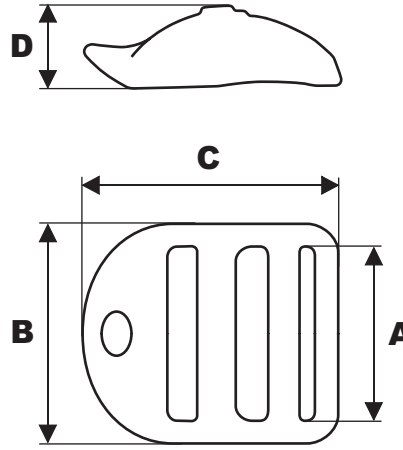


**GT Ruck-100**

Size		Part Number	Dimensions (in)				Made in
(in)	(mm)		A	B	C	D	
1	25	154-2100	1.00	1.32	1.32	0.37	USA

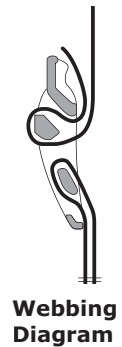
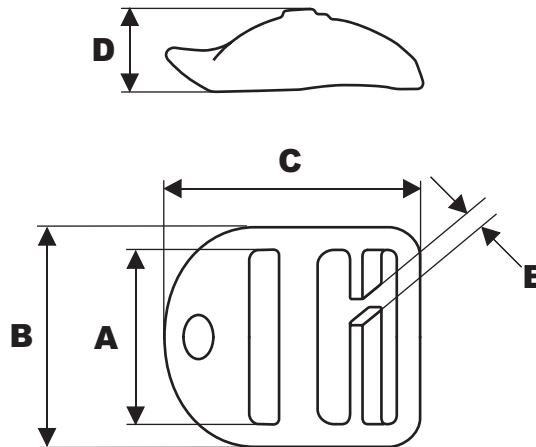
Samples available at [www.itwnexus.com](http://www.itwnexus.com)

# Ladderlocs



## GTLL-100

Size		Part Number	Dimensions (in)				Made in
(in)	(mm)		A	B	C	D	
1	25	154-0200	1.02	1.29	1.49	.46	USA



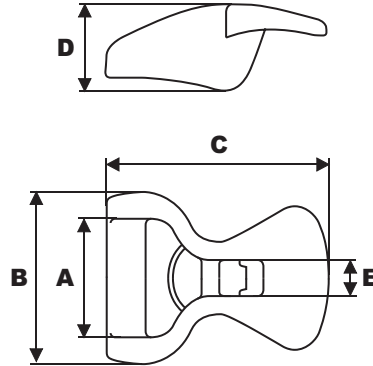
## Split Bar GTLL-100 (Field Replaceable)

Size		Part Number	Dimensions (in)					Made in
(in)	(mm)		A	B	C	D	E	
1	25	154-0201	1.02	1.29	1.49	.46	.14	USA

Samples available at [www.itwnexus.com](http://www.itwnexus.com)



# Ladderlocs

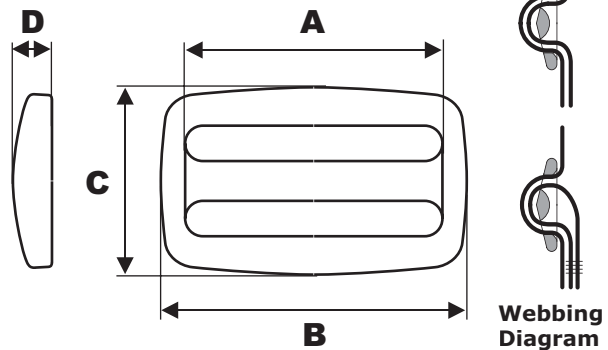


## LineLoc 3 Cord Ladderloc (ladderloc takes 3mm cord and tie down uses 13mm webbing)

Size		Part Number	Dimensions (in)					Made in
(in)	(mm)		A	B	C	D	E	
0.12	3	654-3000	0.52	0.76	0.98	0.39	0.15	Asia

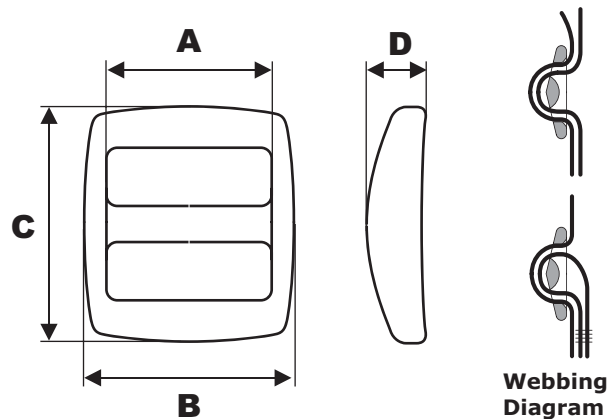
Samples available at [www.itwnexus.com](http://www.itwnexus.com)

# Tri-Glides



## Standard Tri-Glides

Size		Part Number	Dimensions (in)				Made in
(in)	(mm)		A	B	C	D	
3/4	20	105-0075	0.73	0.98	0.92	0.23	USA
1	25	105-0100	0.98	1.29	1.01	.024	USA
1 1/2	40	105-0150	1.46	1.81	1.38	.029	USA
2	50	105-0200	1.96	2.32	1.48	.030	USA

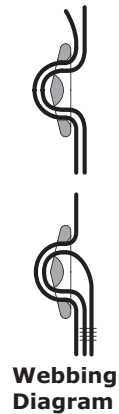
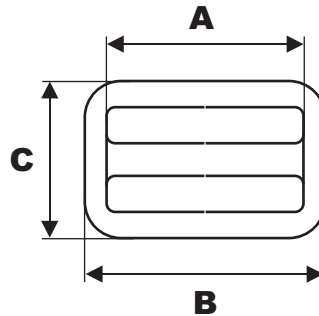


## Wide Mouth Tri-Glides

Size		Part Number	Dimensions (in)				Made in
(in)	(mm)		A	B	C	D	
5/8	16	105-6063	0.64	1.03	0.83	0.22	USA
3/4	20	105-6075	0.76	1.10	0.97	0.26	USA
1	25	105-6100	1.00	1.24	1.28	0.30	USA
2	50	105-3200	1.98	2.30	1.73	0.30	Canada

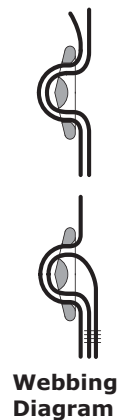
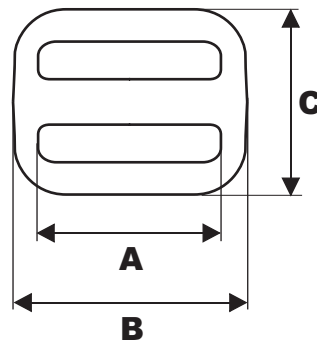
Samples available at [www.itwnexus.com](http://www.itwnexus.com)

# Tri-Glides



## Low Profile Tri-Glides

Size		Part Number	Dimensions (in)				Made in
(in)	(mm)		A	B	C	D	
3/4	20	105-2075	0.81	1.02	0.83	0.20	Europe
1	25	105-2100	1.00	1.28	0.93	0.20	Europe
1 1/2	40	105-2150	1.59	1.93	1.18	0.26	USA

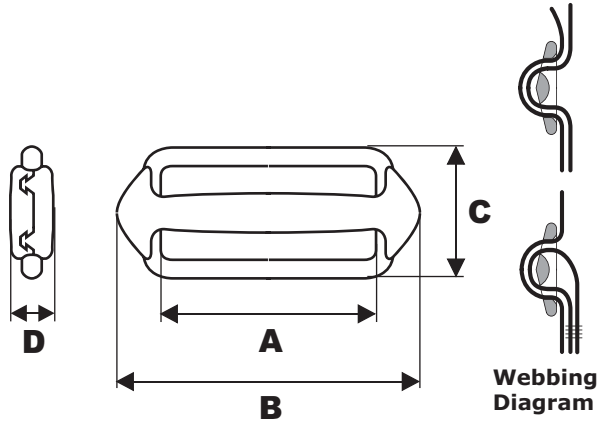


## Mako Tri-Glides

Size		Part Number	Dimensions (in)				Made in
(in)	(mm)		A	B	C	D	
3/4	20	105-2020	0.80	1.10	1.06	0.21	ASIA
1	25	105-2025	1.02	1.31	0.82	0.23	ASIA

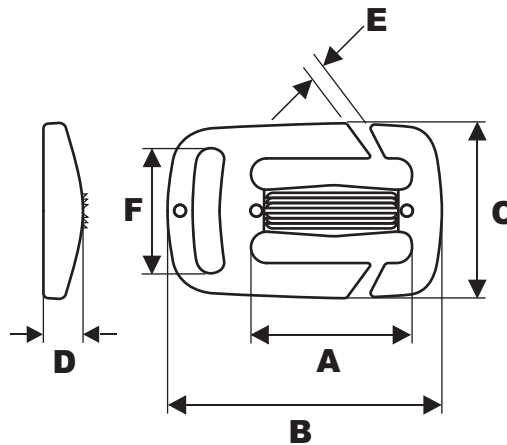
Samples available at [www.itwnexus.com](http://www.itwnexus.com)

# Tri-Glides



## StructSure Tri-Glide

Size		Part Number	Dimensions (in)				Made in
(in)	(mm)		A	B	C	D	
1 1/2	40	440-0000	1.62	2.27	1.05	0.33	Asia

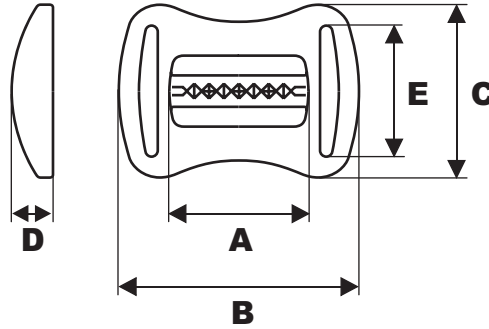


## Split Bar Tri-Glide

Size		Part Number	Dimensions (in)						Made in
(in)	(mm)		A	B	C	D	E	F	
3/4 & 1	20 & 25	646-2025	1.02	1.72	1.10	0.25	0.07	0.78	USA

Samples available at [www.itwnexus.com](http://www.itwnexus.com)

# Tri-Glides

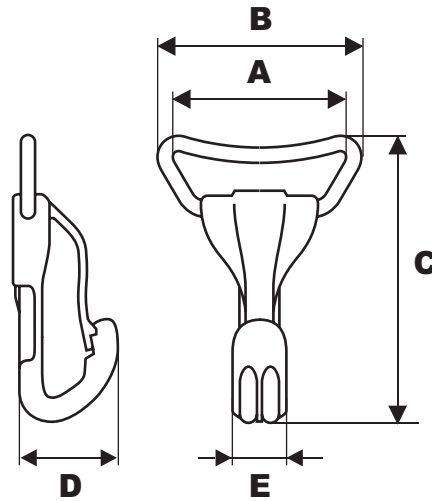


## Sternum Tri-Glide

Size		Part Number	Dimensions (in)					Made in
(in)	(mm)		A	B	C	D	E	
1	25	642-0100	1.09	1.88	1.34	.32	1.04	USA

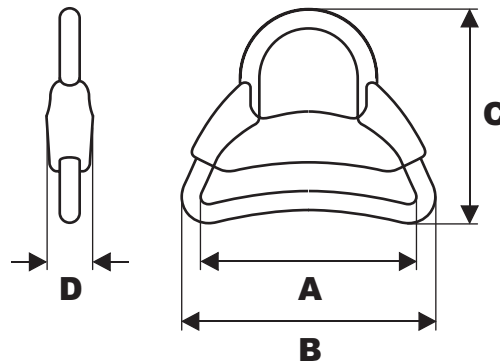
Samples available at [www.itwnexus.com](http://www.itwnexus.com)

# Snaphooks & D-Rings



## StructSure Hook

Size		Part Number	Dimensions (in)					Made in
(in)	(mm)		A	B	C	D	E	
1 1/2	40	640-0000	1.49	1.76	2.46	0.87	0.48	Asia

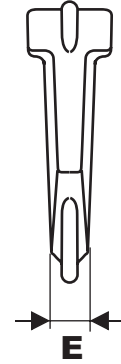


## StructSure D-Ring

Size		Part Number	Dimensions (in)				Made in
(in)	(mm)		A	B	C	D	
1 1/2	40	240-0000	1.50	1.77	1.50	0.33	Asia

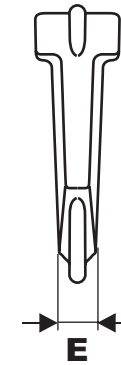
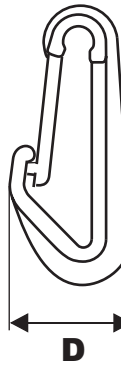
Samples available at [www.itwnexus.com](http://www.itwnexus.com)

# Snaphooks & D-Rings



## Snaphook

Size	Part Number	Dimensions (in)		Made in
		D	E	
For webbing sizes and overall height see Retainers pg 30	106-0000	0.78	0.24	USA

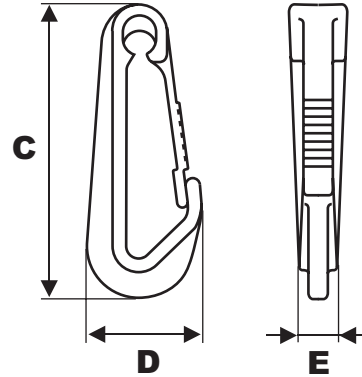


## Interlocking Snaphook

Size	Part Number	Dimensions (in)		Made in
		D	E	
For webbing sizes and overall height see Retainers pg 30	106-1000	0.79	0.24	USA

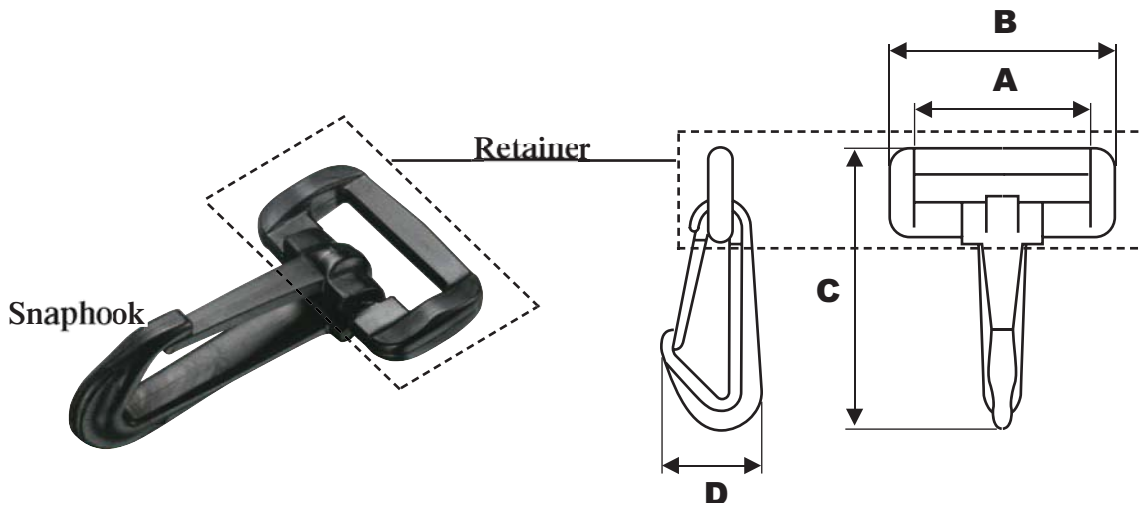
Samples available at [www.itwnexus.com](http://www.itwnexus.com)

# Snaphooks & D-Rings



## Wingless Snaphook

Size	Part Number	Dimensions (in)			Made in
		C	D	E	
For cord application (.170 Max. Dia.)	106-3000	1.93	0.74	0.24	USA



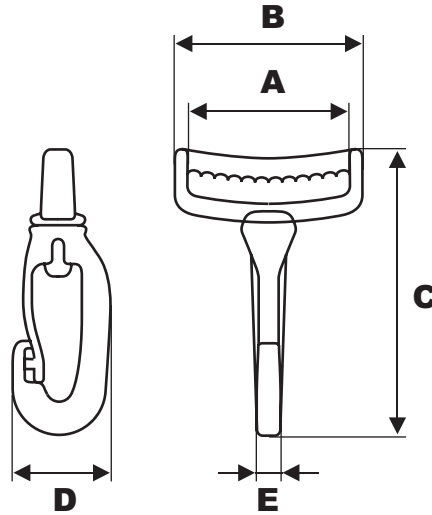
## Retainers

Size		Part Number	Dimensions (in)				Made in
(in)	(mm)		A	B	C	D	
3/4	20	108-0075	0.78	1.15	2.35	0.79	USA
1	25	108-0100	1.02	1.41	2.35	0.79	USA
1 1/2	40	108-0150	1.20	1.90	2.37	0.79	USA
2	50	108-0200	2.01	2.39	2.43	0.79	USA

Samples available at [www.itwnexus.com](http://www.itwnexus.com)



# Snaphooks & D-Rings

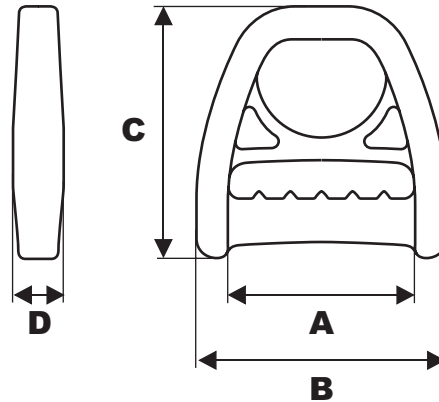


## Interlocking Swivelhook

Size		Part Number	Dimensions (in)					Made in
(in)	(mm)		A	B	C	D	E	
1	25	129-2100	1.02	1.27	2.51	0.92	0.24	Asia
1 1/2	40	129-2150	1.51	1.78	2.61	0.92	0.24	Asia
2	50	129-2200	2.01	2.28	2.68	0.92	0.24	Asia

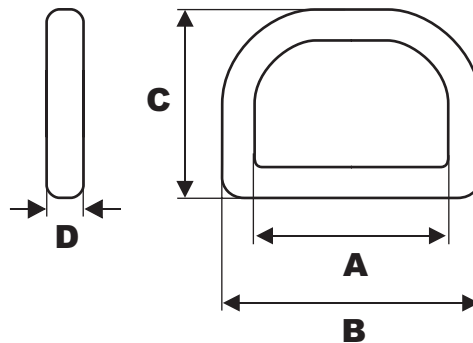
Samples available at [www.itwnexus.com](http://www.itwnexus.com)

# Snaphooks & D-Rings



## WDR (World D-Ring)

Size		Part Number	Dimensions (in)				Made in
(in)	(mm)		A	B	C	D	
3/4	20	140-0020	0.74	1.01	0.99	0.21	Asia
1	25	140-0025	1.00	1.26	1.01	0.21	Asia
1 1/2	40	140-0040	1.49	1.82	1.13	0.24	Asia
2	50	140-0050	1.98	2.30	1.21	0.24	Asia

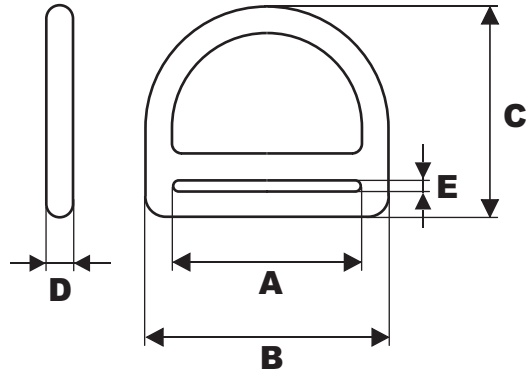


## Standard D-Ring

Size		Part Number	Dimensions (in)				Made in
(in)	(mm)		A	B	C	D	
3/4	20	110-0075	.85	1.25	1.09	0.21	USA
1	25	110-0100	1.02	1.41	1.09	0.22	USA
1 1/4	30	110-0125	1.18	1.57	1.18	0.24	USA
1 1/2	40	110-0150	1.50	1.92	1.18	0.22	USA
2	50	110-0200	1.97	2.45	1.33	0.23	USA

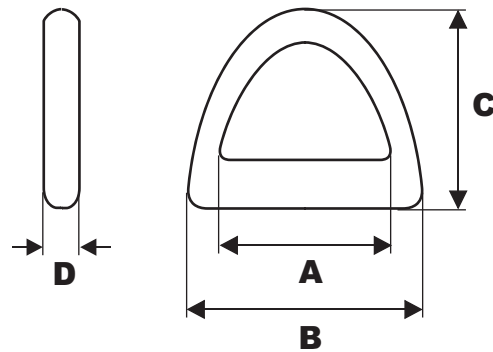
Samples available at [www.itwnexus.com](http://www.itwnexus.com)

# Snaphooks & D-Rings



## Low Profile Double Bar D-Ring

Size		Part Number	Dimensions (in)					Made in
(in)	(mm)		A	B	C	D	E	
1	25	110-3100	1.08	1.38	1.19	0.15	0.06	USA

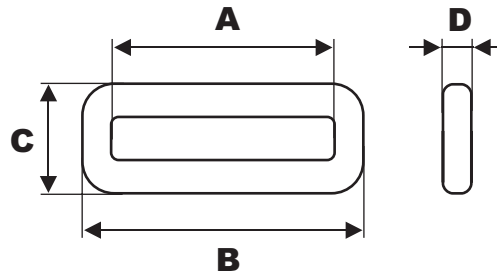


## Mako D-Ring

Size		Part Number	Dimensions (in)				Made in
(in)	(mm)		A	B	C	D	
3/4	20	110-2020	0.80	1.17	1.06	0.21	Asia
1	25	110-2025	1.00	1.35	1.15	0.22	Asia

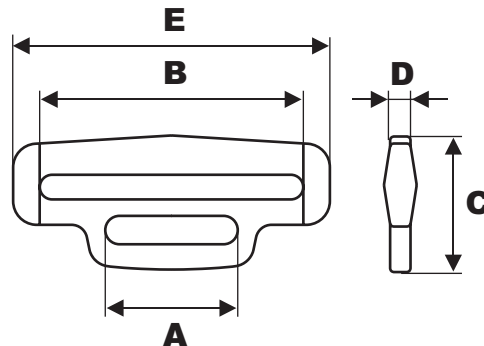
Samples available at [www.itwnexus.com](http://www.itwnexus.com)

# Looploc



## Looploc

Size		Part Number	Dimensions (in)				Made in
(in)	(mm)		A	B	C	D	
3/4	20	111-0075	0.79	1.07	0.69	0.23	USA
1	25	111-0100	1.04	1.33	0.71	0.23	USA
1 1/2	40	111-0150	1.52	1.89	0.91	0.26	USA
2	50	111-0200	2.01	2.37	0.93	0.26	USA

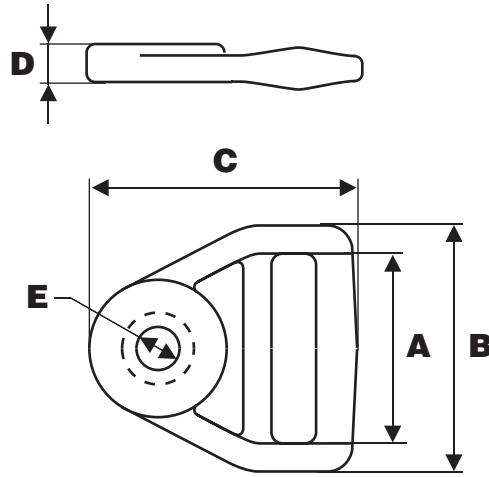


## Looploc 2:1 Reducer

Size		Part Number	Dimensions (in)					Made in
(in)	(mm)		A	B	C	D	E	
2 & 1	50 & 25	111-2201	1.02	2.01	0.99	0.24	2.34	USA

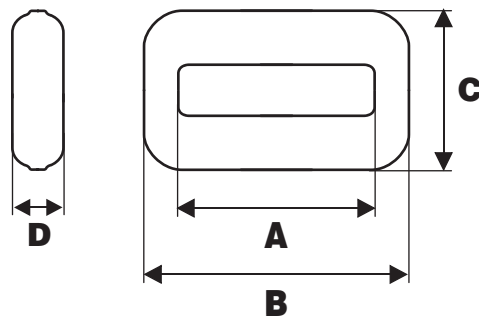
Samples available at [www.itwnexus.com](http://www.itwnexus.com)

# Looploc



## Looploc Bottom Strap Grommet

Size		Part Number	Dimensions (in)					Made in
(in)	(mm)		A	B	C	D	E	
1	25	619-1100	1.03	1.33	1.46	0.24	0.21	USA



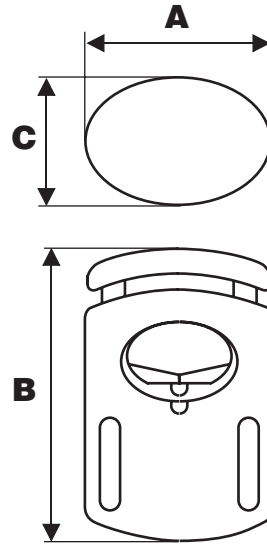
## Mako Looploc

Size		Part Number	Dimensions (in)				Made in
(in)	(mm)		A	B	C	D	
3/4	20	111-2020	0.80	1.07	0.93	0.28	Asia
1	25	111-2025	1.02	1.28	1.01	0.28	Asia

Samples available at [www.itwnexus.com](http://www.itwnexus.com)

# Cordlocs

Elliptical hole accommodates one 1/4" dia cord or multiple smaller diameter cords

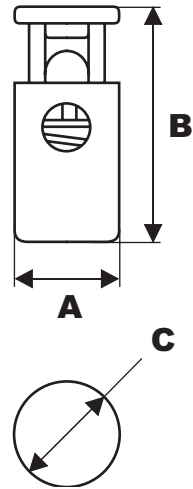


**Toaster Cordloc** (Tie Down slots use 0.28" webbing or lace)

Part Number	Dimensions (in)			Made in
	A	B	C	
350-2000	0.57	1.06	0.39	USA

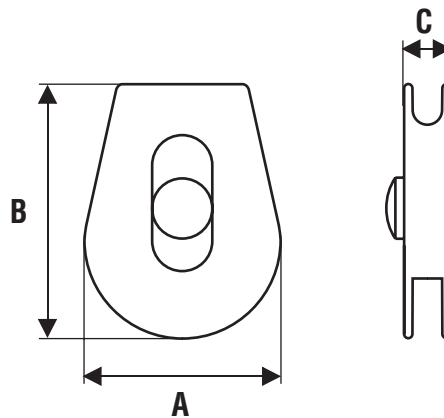
Samples available at [www.itwnexus.com](http://www.itwnexus.com)

# Cordlocs



## Barreloc Cordloc

Part Number	Dimensions (in)			Made in
	A	B	C	
302-0000	0.53	1.17	0.53	USA



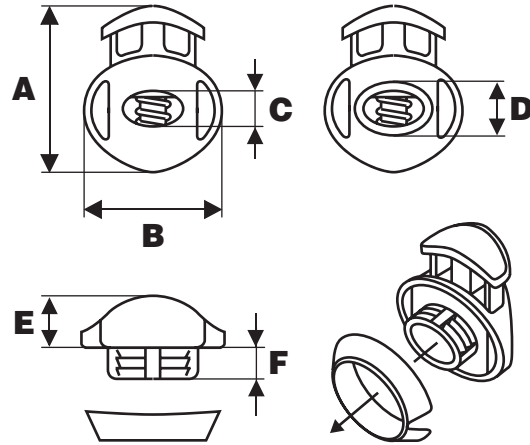
## 194 Cordloc (for use with 1/8" dia cord)

Part Number	Dimensions (in)			Made in
	A	B	C	
830-1003 (body)	1.01	1.34	0.25	Canada
830-1004 (wheel)	N/A			Canada

Samples available at [www.itwnexus.com](http://www.itwnexus.com)

# Cordlocs

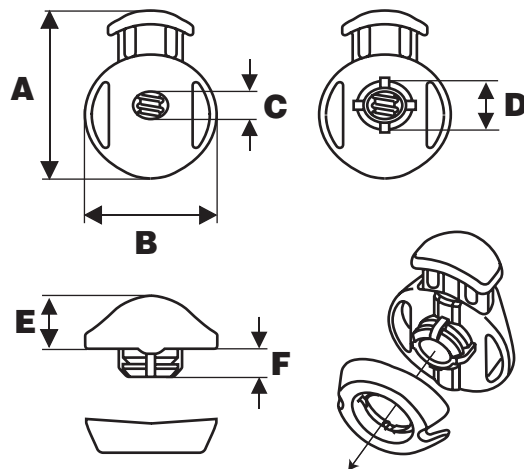
Elliptical hole accommodates one 0.24" dia cord or multiple smaller diameter cords



## SurMount Cordloc

Part Number	Dimensions (in)						Made in
	A	B	C	D	E	F	
350-4000	1.05	0.90	0.21	0.39	0.33	0.18	Asia

Elliptical hole accommodates one 0.18" dia cord



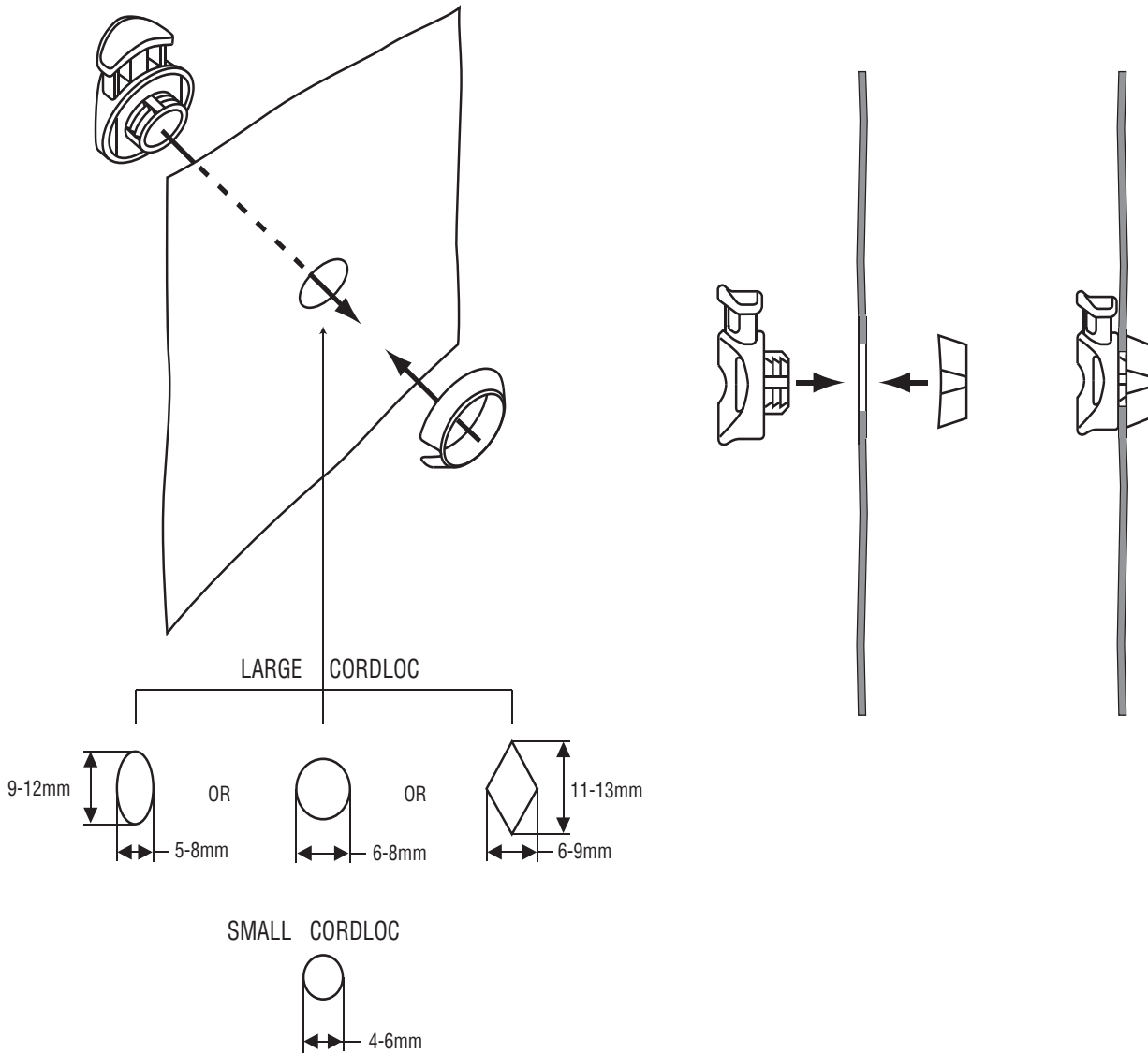
## Single SurMount Cordloc

Part Number	Dimensions (in)						Made in
	A	B	C	D	E	F	
350-5000	0.96	0.74	0.16	0.31	0.32	0.15	Asia

Samples available at [www.itwnexus.com](http://www.itwnexus.com)

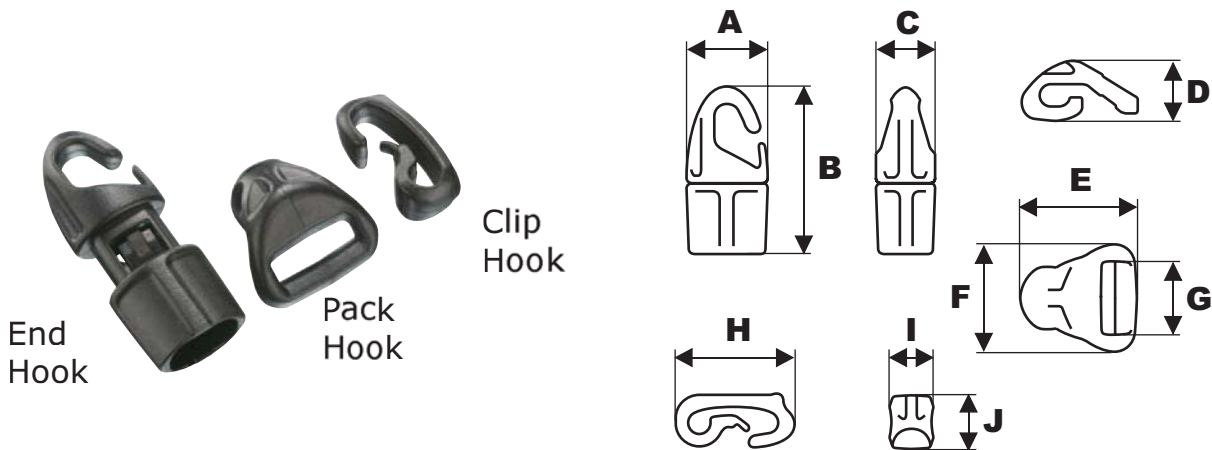


## SurMount Cordloc Assembly Instructions



HOLE SIZES AND SHAPES ARE FOR REFERENCE ONLY.  
ACTUAL SIZE AND SHAPE WILL DEPEND ON INDIVIDUAL  
FABRIC TYPE AND THICKNESS.

# Cord Products



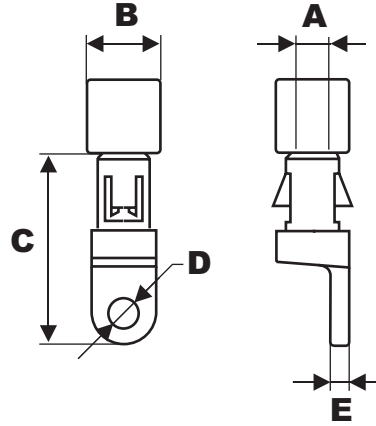
## Shock Cord Management System

(Designed for use with 0.5 inch webbing and .118 inch Dia. Shock Cords)

Part Description	Part Number	Dimensions (in)										Made in
		A	B	C	D	E	F	G	H	I	J	
End Hook	606-2125	0.56	1.19	0.41								Asia
Pack Hook	606-0125				0.39	0.80	0.76	0.51				Asia
Clip Hook	606-1125								0.83	0.32	0.37	Asia

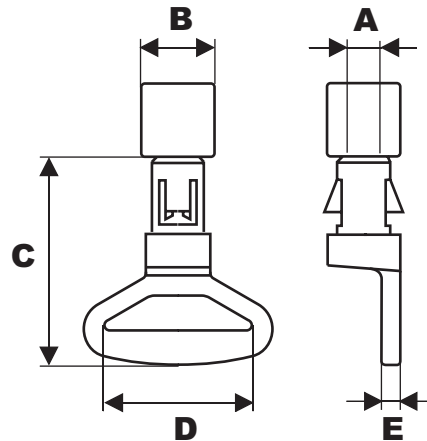
Samples available at [www.itwnexus.com](http://www.itwnexus.com)

# Cord Products



**Shock Cord Rivet Mount (For use with 1/4" Dia. Shock Cord)**

Part Number	Dimensions (in)					Made in
	A	B	C	D	E	
605-2250	0.26	0.50	1.29	0.20	0.12	USA

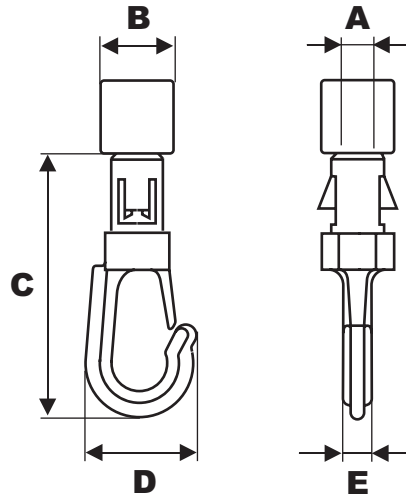


**Shock Cord Web Loop (For use with 1/4" Dia. Shock Cord)**

Part Number	Dimensions (in)					Made in
	A	B	C	D	E	
605-1250	0.26	0.50	1.35	1.04	0.12	USA

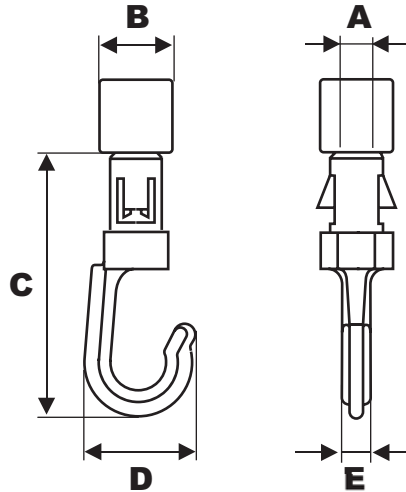
Samples available at [www.itwnexus.com](http://www.itwnexus.com)

# Cord Products



**Small Shock Cord Hook (For use with 1/4" Dia. Shock Cord)**

Part Number	Dimensions (in)					Made in
	A	B	C	D	E	
605-0250	0.26	0.50	1.75	0.75	0.19	USA

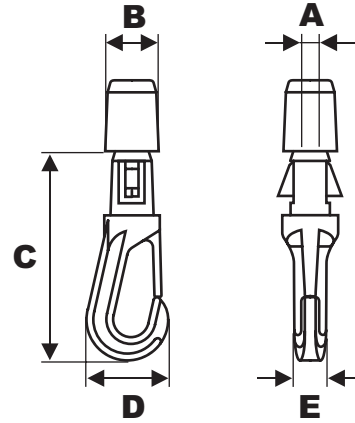


**Small Shock Cord Hook Open (For use with 1/4" Dia. Shock Cord)**

Part Number	Dimensions (in)					Made in
	A	B	C	D	E	
605-3250	0.26	0.50	1.75	0.74	0.19	USA

Samples available at [www.itwnexus.com](http://www.itwnexus.com)

# Cord Products

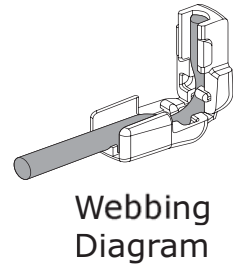
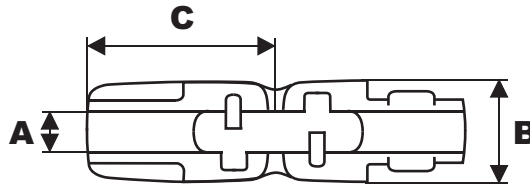
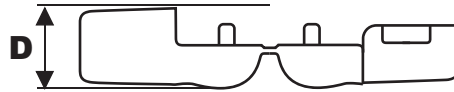


**Large Shock Cord Hook (For use with 5/16" Dia. Shock Cord)**

Part Number	Dimensions (in)					Made in
	A	B	C	D	E	
605-0375	0.34	0.73	2.69	1.07	0.36	New Zealand

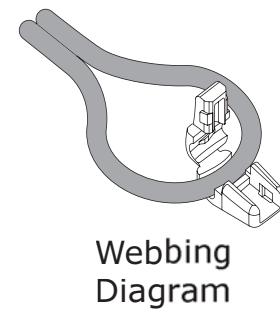
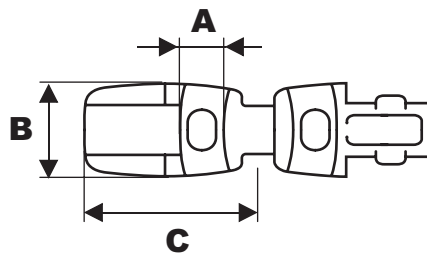
Samples available at [www.itwnexus.com](http://www.itwnexus.com)

# Cord Products



**Cord End** (for use with 0.12" to 0.20" cord dia.)

Part Number	Dimensions (in)				Made in
	A	B	C	D	
743-0000	0.16	0.39	0.74	0.33	Europe

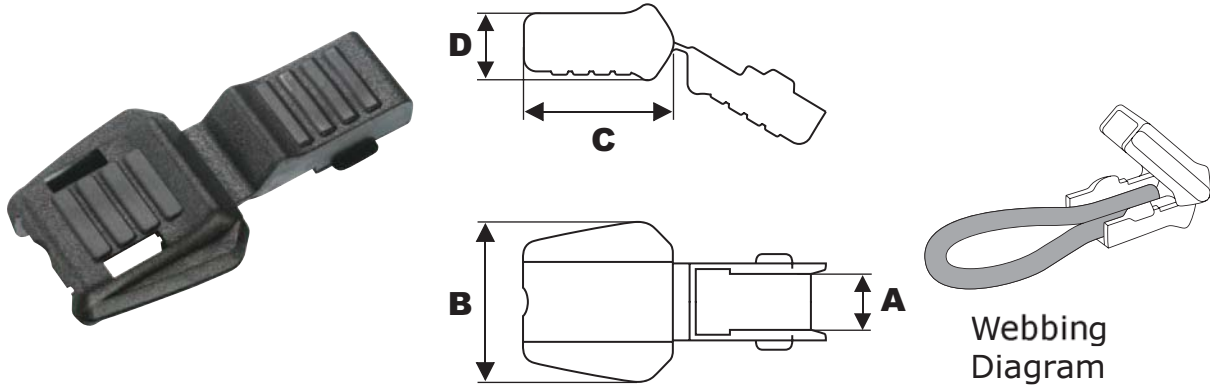


**Cannon Clip** (for use with 0.16" max. cord dia.)

Part Number	Dimensions (in)				Made in
	A	B	C	D	
743-0125	0.15	0.31	0.58	0.26	Europe

Samples available at [www.itwnexus.com](http://www.itwnexus.com)

# Cord Products



**Zipcord** (For use with 325 braided accessory Cord)

Part Number	Dimensions (in)				Made in
	A	B	C	D	
643-1000	0.28	0.70	0.69	0.33	Canada

Samples available at [www.itwnexus.com](http://www.itwnexus.com)

# Cord Products



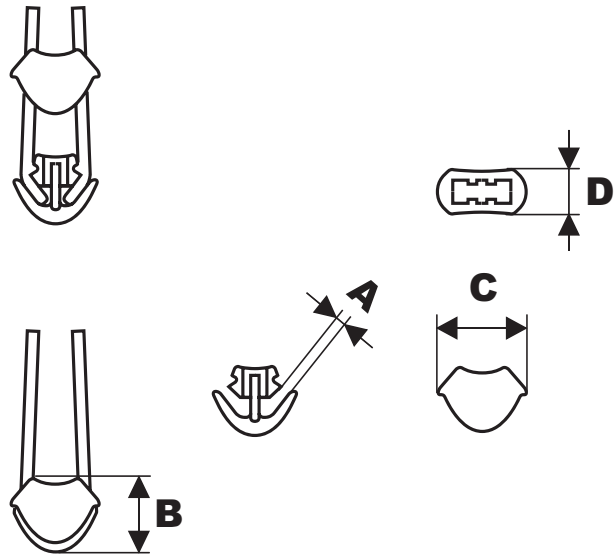
Standard Aerohead



NexGrip Aerohead



NiteShade Aerohead



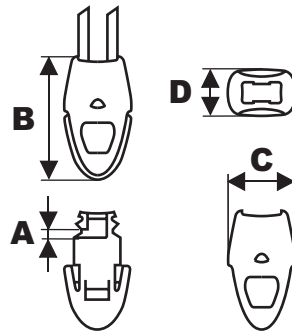
## Aerohead Zipcord III (for use with 325 braided Accessory Cord)

Part Description	Part Number		Dimensions (in)				Made in
	Body	Latch	A	B	C	D	
Standard Aerohead	864-3000-5614	864-4000-5614	0.11	0.61	0.78	0.37	ASIA
NexGrip Aerohead	864-5000-7071			0.61	0.78	0.37	ASIA
NiteShade Aerohead		864-4000-5999	0.11				ASIA

Samples available at [www.itwnexus.com](http://www.itwnexus.com)



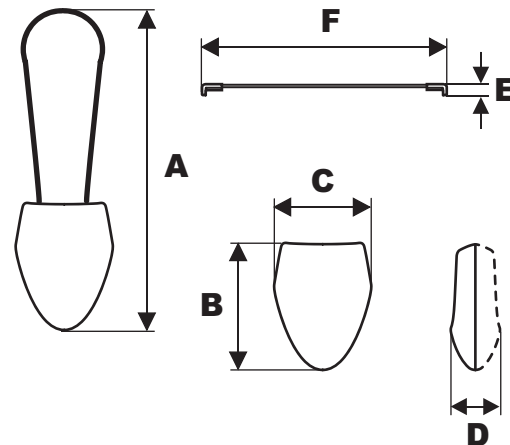
# Cord Products



## AeroWave (for use with 325 braided Accessory Cord)

Part Description	Part Number	Dimensions (in)				Made in
		A	B	C	D	
*AeroWave Latch	864-6010	0.08				Asia
AeroWave Body	864-6000		1.34	0.75	0.50	Asia

\*Available in black, orange and gray

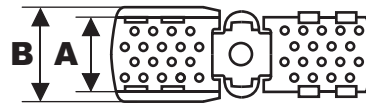
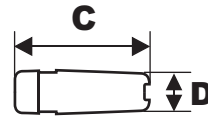


## StructSure Aerohead

Part Description	Part Number	Dimensions (in)						Made in
		A	B	C	D	E	F	
Aerohead	864-7000	1.93	0.66	0.49	0.27			Asia
Steel Cord	864-7001					0.15	3.67	Asia

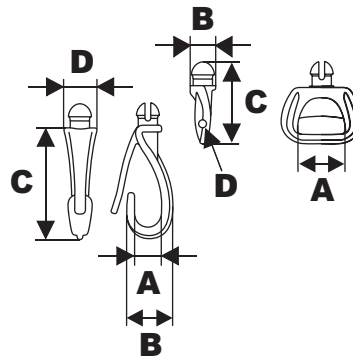
Samples available at [www.itwnexus.com](http://www.itwnexus.com)

# Lanyard Products



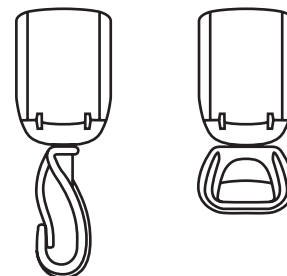
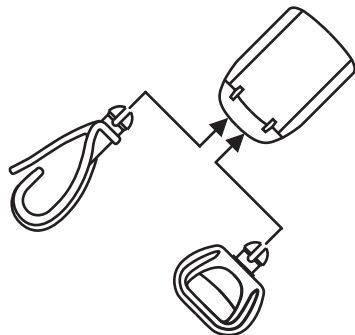
## Swivelink

Size		Part Number	Dimensions (in)				Made in
(in)	(mm)		A	B	C	D	
3/8	10	743-1038	0.40	0.57	1.11	0.30	USA
5/8	16	743-1063	0.64	0.80	1.11	0.30	USA
3/4	20	743-1075	0.80	0.98	1.09	0.33	USA



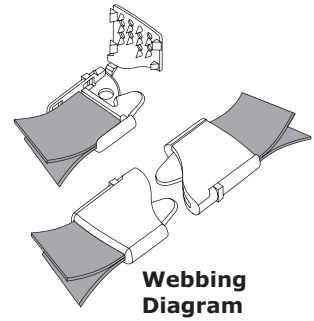
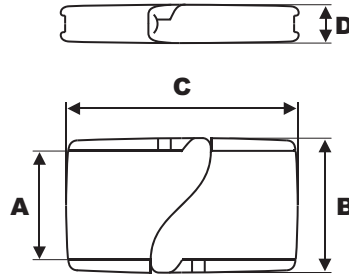
## Swivelink Accessories

Description	Part Number	Dimensions (in)				Made in
		A	B	C	D	
Swivelink Hook	106-4000	0.25	0.44	1.30	0.30	USA
Swivelink Loop	667-0000	0.46	0.24	0.79	0.04	USA



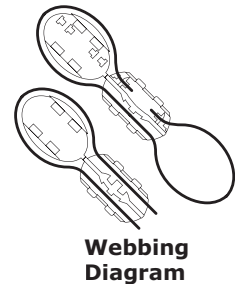
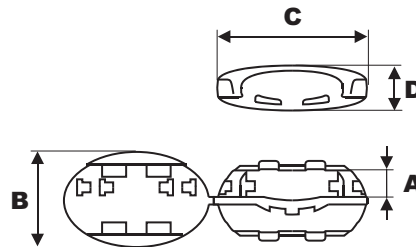
Samples available at [www.itwnexus.com](http://www.itwnexus.com)

# Lanyard Products



## Freedom Clip

Size		Part Number	Dimensions (in)				Made in
(in)	(mm)		A	B	C	D	
3/8	10	743-0038	0.46	0.58	1.34	0.20	USA
5/8	16	743-0063	0.62	0.76	1.35	0.22	USA
3/4	20	743-0075	0.78	0.95	1.77	0.23	USA

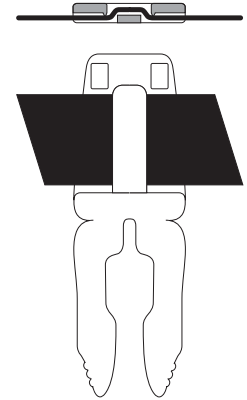
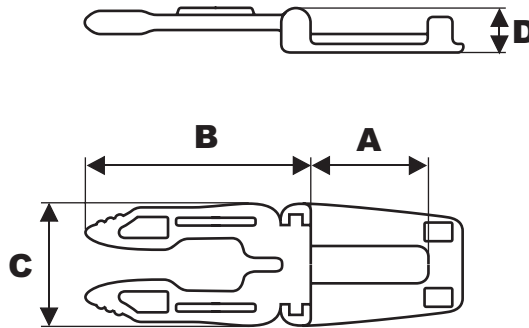


## Cord Clamp (.200 max recommended cord dia.)

Part Description	Part Number	Dimensions (in)				Made in
		A	B	C	D	
With Teeth	743-1000	0.20	0.79	1.22	0.20	USA
Without Teeth	743-2000	0.20	0.79	1.22	0.20	USA

Samples available at [www.itwnexus.com](http://www.itwnexus.com)

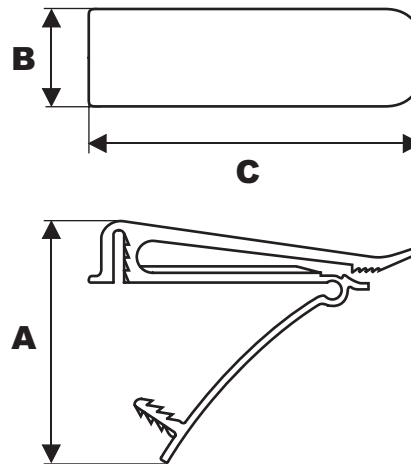
# Specialty Hardware



Webbing Diagram

## Annex Clip

Part Description	Part Number	Dimensions (in)				Made in
		A	B	C	D	
Standard	660-0000	1.02	2.15	1.14	0.41	Asia
Removable	660-1000	1.12	2.15	1.14	0.41	Asia

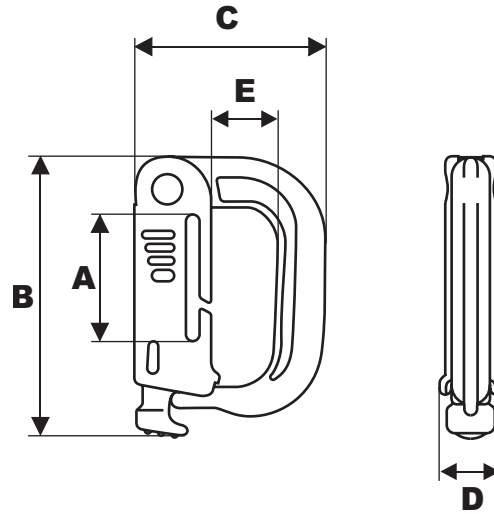


## Snap In Belt Clip

Size		Part Number	Dimensions (in)			Made in
(in)	(mm)		A	B	C	
1 1/2	40	610-0000	1.69	0.74	2.43	USA

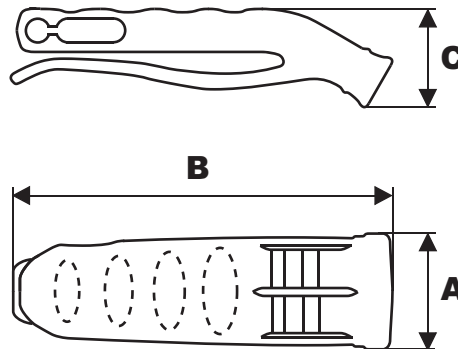
Samples available at [www.itwnexus.com](http://www.itwnexus.com)

# Specialty Hardware



## Grimloc™

Size		Part Number	Dimensions (in)					Made in
(in)	(mm)		A	B	C	D	E	
1	25	110-4100	0.99	2.05	1.49	0.50	0.52	USA



## Aqua Marine Whistle

Part Description	Part Number	Dimensions (in)			Made in
		A	B	C	
Rescue Whistle	609-1000	0.86	2.85	0.74	Europe

Samples available at [www.itwnexus.com](http://www.itwnexus.com)

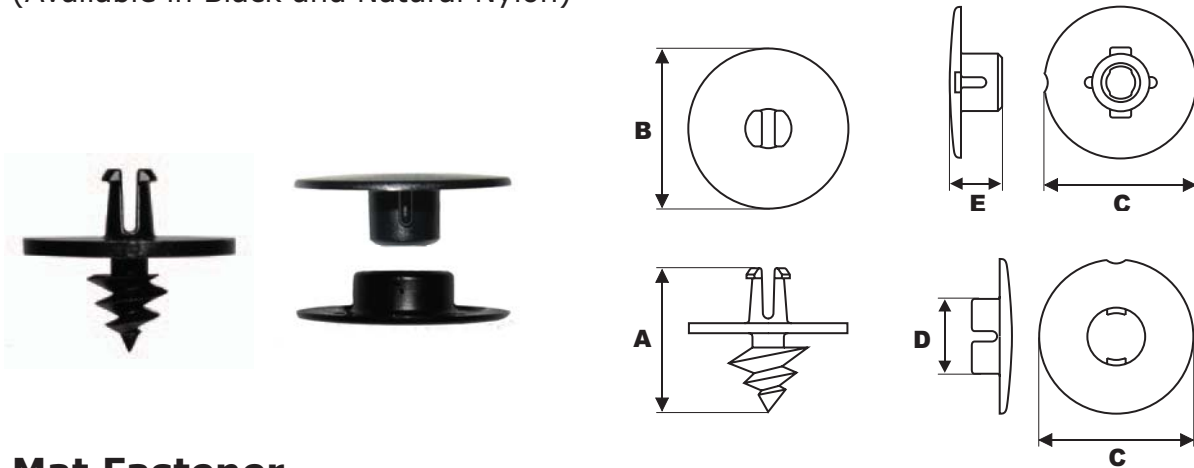
# Specialty Hardware



## Medical Rivet

Part Number		Dimensions (in)				Made in
Male	Female	Panel Thickness (A)	Head Dia. (B)	Head Thickness (C)	Hole Dia. (D)	
860-6002	860-6001	0.17-0.19	0.62	0.062	0.32	USA
860-6003	860-6001	0.22-0.24	0.62	0.062	0.32	USA
860-6004	860-6001	0.32-0.34	0.62	0.062	0.32	USA
860-6004	2700-00	0.74-0.77	0.62	0.062	0.32	USA

(Available in Black and Natural Nylon)

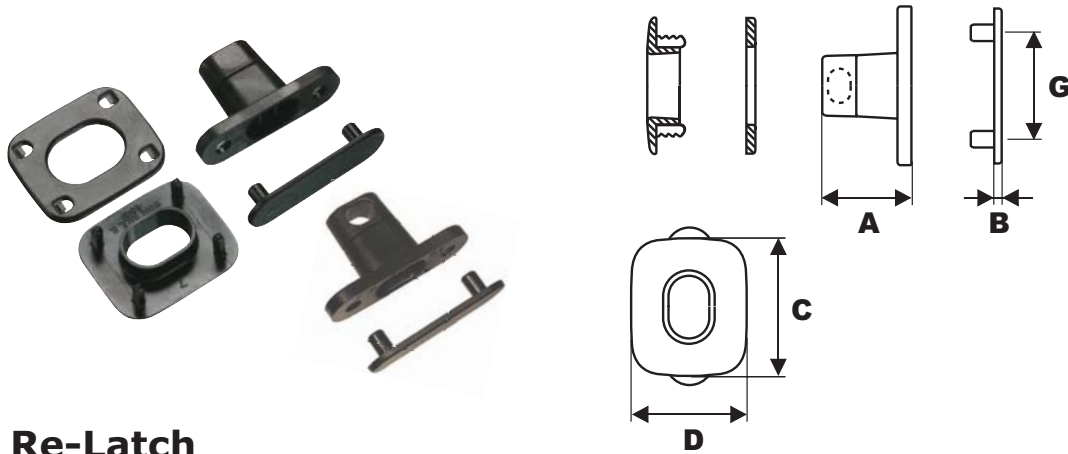


## Mat Fastener

Part Description	Part Number	Dimensions (in)					Made in
		A	B	C	D	E	
Post w/ Auger	862-2002	0.92	1.06				USA
Top Ring	862-2003			1.00		0.33	USA
Bottom Ring	862-2005			1.00	0.24		USA

Samples available at [www.itwnexus.com](http://www.itwnexus.com)

# Specialty Hardware

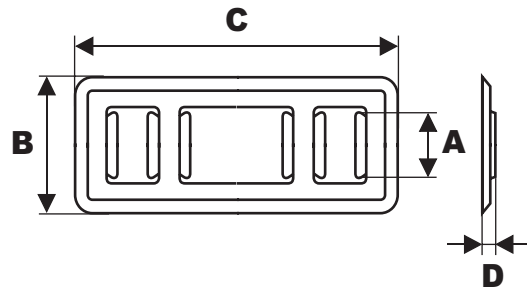


## Re-Latch

Part Description	Part Number	Dimensions (in)					Made in
		A	B	C	D	G	
Housing w/hole	117-3011	0.83					USA
Housing w/o hole	117-3001	0.83					USA
Stake Plate	117-3003		0.08			0.98	USA
Top Grommet	117-3004			1.22	1.02		USA
Bottom Grommet	117-3005			1.22	1.02		USA

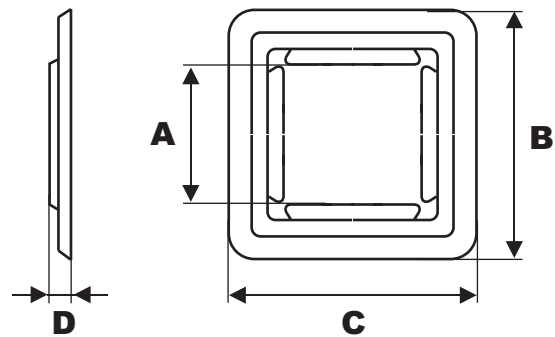
Samples available at [www.itwnexus.com](http://www.itwnexus.com)

# Sewn Products



**Fast Tab 6**

Size		Part Number	Dimensions (in)				Made in
(in)	(mm)		A	B	C	D	
1	25	401-1100	1.02	2.18	5.28	0.15	USA



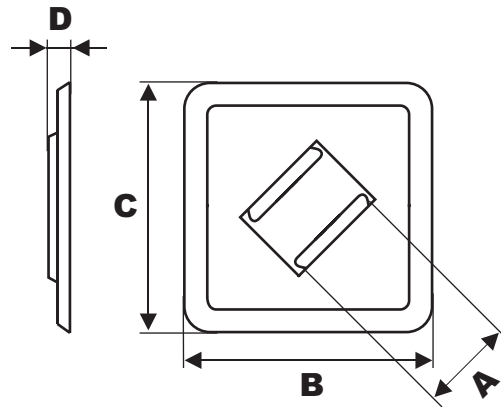
**Fast Tab 4**

Size		Part Number	Dimensions (in)				Made in
(in)	(mm)		A	B	C	D	
1	25	401-3100	1.00	2.18	2.18	0.15	USA

Samples available at [www.itwnexus.com](http://www.itwnexus.com)

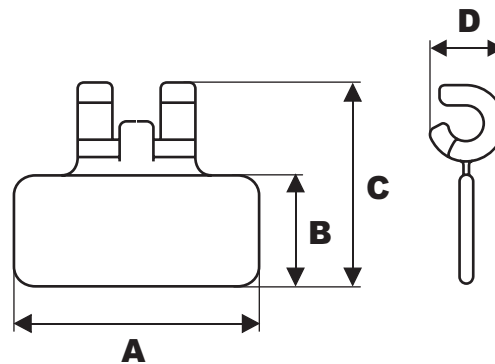


# Sewn Products



## Fast Tab 2

Size		Part Number	Dimensions (in)				Made in
(in)	(mm)		A	B	C	D	
1	25	401-0100	1.03	2.18	2.18	0.15	USA



## Sewable Break-Away Cip (to be used with Retainers pg 30)

Part Number	Dimensions (in)				Made in
	A	B	C	D	
419-0000	1.25	0.56	1.04	0.39	USA

Samples available at [www.itwnexus.com](http://www.itwnexus.com)

# Material Descriptions

**ACETAL** is a crystalline thermoplastic polymer material. Acetal characteristically has excellent tensile strength, stiffness, surface hardness and chemical resistance. Acetal has excellent flexural memory and property retention when subjected to repeated loading. The normal short-term use temperature range is -40°F to +270°F (-40°C to +132°C). Acetal is recommended for high performance applications. Physical properties remain consistent across a wide range of temperature, relative humidity, and weather conditions.

**SUPERTOUGH NYLON** is an impact modified crystalline thermoplastic polyamide resin. The defining Supertough Nylon characteristic is superior resistance to repeated impact loads. This material maintains good tensile strength, chemical resistance, stiffness and flexural memory. Nylon is excellent in high temperature applications. The normal short-term use temperature range is -40°F to +390°F (-40°C to +199°C). Nylon is, however, a hygroscopic resin. Therefore, physical properties will vary as the relative humidity changes. When dry, tensile strength is higher and impact is lower. When wet, tensile strength is low and impact strength is very high. Supertough is recommended for specific products or applications where extreme impact resistance is needed.

**NEXLON** is an impact modified crystalline thermoplastic polyamide resin. As with Supertough Nylon, the defining characteristic is resistance to repeated impact loads. This material maintains good tensile strength, chemical resistance, stiffness and flexural memory. Nylon is excellent in high temperature applications. The normal short-term use temperature range is -40°F to +390°F (-40°C to +199°C). Nylon is, however, a hygroscopic resin. Therefore, physical properties will vary as the relative humidity changes. When dry, tensile strength is higher and impact is lower. When wet, tensile strength is low and impact strength is very high. Although Nexlon has impact resistance, it is lower than Supertough Nylon. Nexlon is recommended for specific products or applications that experience some impact, but not extreme impact, which is better suited for Supertough Nylon.

**NYLON 6/6** is a thermoplastic polyamide resin. This material maintains good tensile strength, chemical resistance, stiffness and flexural memory. Nylon is excellent in high temperature applications. The normal short-term use temperature range is -40°F to +390°F (-40°C to +199°C). Nylon is however, a hygroscopic resin, therefore, physical properties will vary as the relative humidity changes. When dry, tensile strength is higher and impact is lower. When wet, tensile strength is lower and impact strength is higher.

**ELASTOMERIC RESIN** is a thermoplastic material. It is a flexible plastic that bridges the gap between rubbery elastomers and rigid plastics. In general, it exhibits good low temperature flexibility, good toughness, chemical resistance and excellent abrasion resistance. Normal short-term use temperature range is 0°F to +293°F (-18°C to +145°C). Material properties will change drastically outside of this range. This temperature range is material-based and individual parts may perform differently.

**The information provided on this page is to be used as a preliminary guideline when considering what materials to use in specific applications. This is not guaranteed performance data, since the information provided is general to the raw materials and therefore may vary by product, design or specific loading application. It is the customer's responsibility to determine the suitability of our products in a particular application. Please contact ITW Nexus if you require any additional information.**

Samples available at [www.itwnexus.com](http://www.itwnexus.com)

# Material End Codes

<b>Material</b>	<b>End Code</b>	<b>Color</b>	<b>UL94 Flamability Rating</b>
Acetal	5614, 6023, 6064, 6074	Black	HB
Acetal	5601, 6022, 6063, 6073	Natural	HB
Nylon 66	0101	Natural	V2
Nylon 66 (Heat Stabalized)	2099	Black	V2
Nylon 66 (High Impact)	2063	Black	HB
Nylon 66 (Super Tough)	5814	Black	HB

Samples available at [www.itwnexus.com](http://www.itwnexus.com)

## Patents

The devices shown herein are covered by one or more of the following US patents:

289,622	397,641	4,171,555	4,912,950	6,170,130
291,421	402,589	4,368,999	4,930,324	6,247,210
308,186	422,937	4,453,292	5,143,500	6,415,482
309,250	436,556	4,464,813	5,146,657	6,463,638
333,640	451,842	4,488,333	5,197,166	6,510,592
341,105	471,133	4,489,466	5,222,279	6,622,355
343,570	477,776	4,633,549	5,621,952	6,658,704
344,610	479,151	4,709,651	5,651,166	6,668,428
352,254	485,209	4,751,772	5,926,928	6,711,790
355,147	4,150,464	4,878,792	6,038,747	6,826,806

**It is the responsibility of the customer to determine the suitability of ITW Nexus Products for use in their particular application.**



C O R P O R A T I O N

16110 WOOD-RED ROAD SUITE 11  
WOODINVILLE, WA 98072

PHONE: (800) 286-0659  
FAX: (425)488-3567  
E-MAIL: [INFO@HITEXCORP.COM](mailto:INFO@HITEXCORP.COM)  
WEBSITE: [WWW.HITEXCORP.COM](http://WWW.HITEXCORP.COM)